




Funded by
the European Union



FIRST NATIONAL PUBLIC OPINION POLL ON INTEGRITY IN THE JUSTICE SECTOR

Powered by Magenta Consulting

For the Institute for European Policies and Reforms



Chisinau, February 6, 2024

[#Justice4Moldova](#)

The project is funded by the European Union
and cofunded by Soros Moldova Foundation



Funded by
the European Union



FIRST NATIONAL SURVEY PUBLIC OPINION ON INTEGRITY IN THE JUSTICE SECTOR

Chisinau, February 6, 2024

Powered by:

magentaconsulting

ESOMAR
|member

The survey was conducted between November 24 and December 22, 2023 by Magenta Consulting for the Institute for European Policies and Reforms (IPRE), within the project "Ensuring the integrity, efficiency and independence of the justice system in Moldova - #Justice4Moldova", funded by the European Union and co-financed by Soros Foundation Moldova. The content of the study belongs to the authors and does not necessarily reflect the point of view of the European Union and Soros Foundation Moldova.

TABEL OF CONTENTS:

SUMMARY	10
i.1 Purpose and objectives of the study	12
i.2 Methodology applied.....	12
CHAPTER I: ANALYSIS OF DATA OBTAINED FROM THE GENERAL POPULATION SURVEY.....	16
Subchapter 1. General perception of justice	16
Subchapter 2. Perception of integrity in justice and fighting corruption	24
Subchapter 3. Level of awareness on justice reform	26
Subchapter 4. Socio-demographic profile of respondents	33
CONCLUSIONS	34
ANNEXES.....	35

FIGURES

Table I.1: General sample, N=1143, %.....	12
Figure 1.1.1: "Q7: How do you think the situation in the justice system has changed in the last 3 years (2021-2023)?", N=1143, %	16
Figure 1.1.2: "Q7: How do you think the situation in the justice system has changed in the last 3 years (2021-2023)?", % disaggregated by level of information about justice reform (very informed/rather informed vs. very uninformed/not at all informed).....	16
Figure 1.2: Q8: What do you think are the 3 main problems of the justice system in Moldova? Please start with the biggest problem. (free answer)", N=1143, %	17
Figure 1.3.1: Q9: To what extent do you trust the following institutions? Please rate on a scale from 1 to 5, where 1 is not at all, and 5 – a lot. If you haven't heard of any institution, please let me know.", N=1143, %	17
Figure 1.3.2: Q9: To what extent do you trust the following institutions? Please rate on a scale from 1 to 5, where 1 is not at all, and 5 – a lot. If you haven't heard of any institution, please let me know.", % disaggregated after interaction with courts in the last 3 years	18
Figure 1.3.3: Q9: To what extent do you trust the following institutions? Please rate on a scale from 1 to 5, where 1 is not at all, and 5 – a lot. If you haven't heard of any institution, please let me know.", % disaggregated after interaction with prosecutor's offices in the last 3 years	18
Figure 1.4.1: "Q10: What is your opinion? about each of the following legal professions? Please indicate whether you have a very positive, somewhat positive, somewhat negative or very negative opinion.", N=1143, %.....	18
Figure 1.4.2: "Q10: What is your opinion? about each of the following legal professions? Please indicate whether you have a very positive, somewhat positive, somewhat negative or very negative opinion.", % disaggregated after interaction with courts in the last 3 years	19
Figure 1.4.3: "Q10: What is your opinion? about each of the following legal professions? Please indicate whether you have a very positive, somewhat positive, somewhat negative or very negative opinion.", % disaggregated after interaction with prosecutor's offices in the last 3 years	19
Figure 1.5.1: Q11: Please tell me if you have more, less, or as much trust in judges and prosecutors that they are...", N=1143, %.....	19
Figure 1.5.2: Q11: Please tell me if you have more, less, or as much trust in judges and prosecutors that they are...", % disaggregated after interaction with courts in the last 3 years	20
Figure 1.5.3: Q11: Please tell me if you have more, less, or as much trust in judges and prosecutors that they are...", % disaggregated after interaction with prosecutor's offices in the last 3 years.....	20
Figure 1.5.4: Q11: Please tell me if you have more, less, or as much trust in judges and prosecutors that they are...", % disaggregated by level of awareness about justice reform.....	20
Figure 1.6.1: "Q12: I am going to read some descriptions for the activity of Moldovan courts, and please assess to what extent you agree or disagree with them. Moldovan courts...", N=1143, %.....	21
Figure 1.6.2: "Q12: I am going to read some descriptions for the activity of Moldovan courts, and please assess to what extent you agree or disagree with them. Moldovan courts...", % disaggregated after interaction with courts in the last 3 years	21
Figure 1.6.3: "Q12: I am going to read some descriptions for the activity of Moldovan courts, and please assess to what extent you agree or disagree with them. Moldovan courts...", % disaggregated after interaction with prosecutor's offices in the last 3 years.....	22
Figure 1.7: "Q13: In your opinion, how independent are they...?", N=1143, %	22

Figure 1.8: "Q14: How would you assess the current salary of the following categories of specialists?", N=1143, %.....	22
Figure 1.9: "Q15: Have you interacted in the last 3 years (2021-2023) with the following institutions/specialists from Moldova?", N=1143, %.....	23
Figure 2.1.1: Q16: In your opinion, to what extent is corruption present among the following institutions? Please respond using a scale from 1 to 5, where 1 is Not at all and 5 – a lot.", N=1143, %.....	24
Figure 2.1.2: Q16: In your opinion, to what extent is corruption present among the following institutions? Please respond using a scale from 1 to 5, where 1 is Not at all and 5 – a lot.", % disaggregated after interaction with courts in the last 3 years and level of information about justice reform	24
Figure 2.1.3: Q16: In your opinion, to what extent is corruption present among the following institutions? Please respond using a scale from 1 to 5, where 1 is Not at all and 5 – a lot.", % disaggregated after interaction with prosecutor's offices in the last 3 years and level of information about justice reform.....	25
Figure 2.2.1: "Q17: How do you think, corruption in the judiciary is present more at the upper level (Courts of Appeal/Supreme Court of Justice), lower level (first level judges) or the same at both levels?", N=1143, %.....	25
Figure 2.2.2: "Q17: How do you think, corruption in the judiciary is present more at the upper level (Courts of Appeal/Supreme Court of Justice), lower level (first level judges) or the same at both levels?", % disaggregated by level of awareness about justice reform.....	25
Figure 2.3.1: "Q18: In your opinion, where is corruption more present in the prosecution system?", N=1143, %.....	26
Figure 2.3.2: "Q18: In your opinion, where is corruption more present in the prosecution system?", % disaggregated by level of awareness about justice reform.....	26
Figure 3.1.1: "Q19: Do you know or have you heard about justice and anticorruption sector reforms in Moldova?", N=1143, %.....	27
Figure 3.1.2: "Q19: Do you know or have you heard about justice and anticorruption sector reforms in Moldova?", % disaggregated after interaction with courts and prosecutor's offices in the last 3 years.....	27
Figure 3.2.1: Q20: Have you heard about the fact that Moldova has a Strategy on ensuring the independence and integrity of the justice sector?", N=1143, %.....	27
Figure 3.2.2: Q20: Have you heard about the fact that Moldova has a Strategy on ensuring the independence and integrity of the justice sector?", % disaggregated after interaction with courts and prosecutor's offices in the last 3 years, level of information about justice reform.....	28
Figure 3.3.1: Q21: Currently, Special Commissions with the participation of international experts verify the integrity and wealth of judges and prosecutors, this assessment is called vetting. To what extent do you trust the results of vetting?", N=1143, %	28
Figure 3.3.2: Q21: Currently, Special Commissions with the participation of international experts verify the integrity and wealth of judges and prosecutors, this assessment is called vetting. To what extent do you trust the results of vetting?", % disaggregated by level of awareness about justice reform	28
Figure 3.4.1: "Q22: How important or unimportant is the creation in Moldova of an Anticorruption Court and a new system of anticorruption courts?", N=1143, %.....	29
Figure 3.4.2: "Q22: How important or unimportant is the creation in Moldova of an Anticorruption Court and a new system of anticorruption courts?", % disaggregated by level of awareness about justice reform....	29
Figure 3.5.1: "Q23: In your opinion, how informed are you about the justice and anticorruption sector reform in Moldova?", N=1143, %	29

Figure 3.5.2: "Q23: In your opinion, how informed are you about the justice and anticorruption sector reform in Moldova?", % disaggregated after interaction with courts and prosecutor's offices in the last 3 years..	30
Figure 3.6.1: "Q24: What are the main sources from which to learn about justice reform and anticorruption", N=1143, %.....	30
Figure 3.6.2: "Q24: What are the main sources from which to learn about justice reform and anticorruption", % disaggregated after interaction with courts and prosecutor's offices in the last 3 years.....	31
Figure 3.6.3: "Q24: What are the main sources from which to learn about justice reform and anticorruption", % disaggregated by level of awareness about justice reform.....	31
Figure 3.7: Q25: Are you for or against Moldova's accession to the European Union?", N=1143, %.....	32
Figure 3.8: "Q26: How important do you think justice reform is for Moldova's accession to the European Union?", N=781, % among respondents supporting Moldova's accession to the EU.....	32
Figure 4.1.: Socio-demographic profile of respondents, N=1143, %.....	33

ANNEXES:

Annex 1: "How do you think the situation in the justice system has changed in the last 3 years (2021-2023)? (one possible answer)"	35
Annex 3.1: "To what extent do you trust the following institutions? Please rate on a scale from 1 to 5, where 1 is not at all, and 5 – a lot. If you haven't heard of any institution, please let me know. (one answer per line)"	36
Annex 3.2: "To what extent do you trust the following institutions? Please rate on a scale from 1 to 5, where 1 is not at all, and 5 – a lot. If you haven't heard of any institution, please let me know. (one answer per line)" (continued).....	37
Annex 3.3: "To what extent do you trust the following institutions? Please rate on a scale from 1 to 5, where 1 is not at all, and 5 – a lot. If you haven't heard of any institution, please let me know. (one answer per line)" (continued).....	38
Annex 3.4: "To what extent do you trust the following institutions? Please rate on a scale from 1 to 5, where 1 is not at all, and 5 – a lot. If you haven't heard of any institution, please let me know. (one answer per line)" (continued).....	39
Annex 4.1: "What is your opinion? about each of the following legal professions? Please indicate whether you have a very positive, somewhat positive, somewhat negative or very negative opinion. (one answer per line)"	40
Annex 4.2: "What is your opinion? about each of the following legal professions? Please indicate whether you have a very positive, somewhat positive, somewhat negative or very negative opinion. (one answer per line)" (continued).....	42
Annex 4.3: "What is your opinion? about each of the following legal professions? Please indicate whether you have a very positive, somewhat positive, somewhat negative or very negative opinion. (one answer per line)" (continued).....	43
Annex 4.4: "What is your opinion? about each of the following legal professions? Please indicate whether you have a very positive, somewhat positive, somewhat negative or very negative opinion. (one answer per line)" (continued).....	44
Annex 4.5: "What is your opinion? about each of the following legal professions? Please indicate whether you have a very positive, somewhat positive, somewhat negative or very negative opinion. (one answer per line)" (continued).....	45
Annex 4.6: "What is your opinion? about each of the following legal professions? Please indicate whether you have a very positive, somewhat positive, somewhat negative or very negative opinion. (one answer per line)" (continued).....	46
Annex 4.7: "What is your opinion? about each of the following legal professions? Please indicate whether you have a very positive, somewhat positive, somewhat negative or very negative opinion. (one answer per line)" (continued).....	47
Annex 5.1: "Please tell me if you have more, less, or as much trust in judges and prosecutors who are... (one answer per line)"	48
Annex 5.2: "Please tell me if you have more, less, or as much trust in judges and prosecutors who are... (one answer per line)" (continued).....	49
Annex 5.3: "Please tell me if you have more, less or as much trust in judges and prosecutors who are ... (one answer per line)" (continued).....	50
Annex 5.4: "Please tell me if you have more, less or as much trust in judges and prosecutors who are ... (one answer per line)" (continued).....	51
Annex 6.1: "I am going to read some descriptions for the activity of Moldovan courts, and please assess to what extent you agree or disagree with them. Moldovan courts... (one answer per line)"	51
Annex 6.2: "I am going to read some descriptions for the activity of Moldovan courts, and please assess to what extent you agree or disagree with them. Moldovan courts... (one answer per line)" (continued).....	53

Annex 6.3: "I am going to read some descriptions for the activity of Moldovan courts, and please assess to what extent you agree or disagree with them. Moldovan courts... (one answer per line)" (continued).....	54
Annex 6.4: "I am going to read some descriptions for the activity of Moldovan courts, and please assess to what extent you agree or disagree with them. Moldovan courts... (one answer per line)" (continued).....	55
Annex 6.5: "I am going to read some descriptions for the activity of Moldovan courts, and please assess to what extent you agree or disagree with them. Moldovan courts... (one answer per line)" (continued).....	56
Annex 6.6: "I am going to read some descriptions for the activity of Moldovan courts, and please assess to what extent you agree or disagree with them. Moldovan courts... (one answer per line)" (continued).....	57
Annex 6.7: "I am going to read some descriptions for the activity of Moldovan courts, and please assess to what extent you agree or disagree with them. Moldovan courts... (one answer per line)" (continued).....	58
Annex 6.8: "I am going to read some descriptions for the activity of Moldovan courts, and please assess to what extent you agree or disagree with them. Moldovan courts... (one answer per line)" (continued).....	59
Annex 7.1: "In your opinion, how independent are they...? (one answer possible per line)"	60
Annex 7.2: "In your opinion, how independent are they...? (one answer possible per line)" (continued) ..	61
Annex 8.1: "How would you assess the current salary of the following categories of specialists? (one answer per line)"	62
Annex 8.2: "How would you assess the current salary of the following categories of specialists? (one answer per line)" (continued).....	63
Annex 8.3: "How would you assess the current salary of the following categories of specialists? (one answer per line)" (continued).....	64
Annex 9: "Have you interacted in the last 3 years (2021-2023) with the following institutions/specialists from Moldova? (one answer possible per line)"	65
Annex 10.1: "In your opinion, to what extent is corruption present among the following institutions? Please respond using a scale from 1 to 5, where 1 is Not at all and 5 – a lot. (one answer per line)"	66
Annex 10.2: "In your opinion, to what extent is corruption present among the following institutions? Please respond using a scale from 1 to 5, where 1 is Not at all and 5 – a lot. (one answer per line)" (continued)	67
Annex 10.3: "In your opinion, to what extent is corruption present among the following institutions? Please respond using a scale from 1 to 5, where 1 is Not at all and 5 – a lot. (one answer per line)" (continued)	68
Annex 10.4: "In your opinion, to what extent is corruption present among the following institutions? Please respond using a scale from 1 to 5, where 1 is Not at all and 5 – a lot. (one answer per line)" (continued)	69
Annex 11: "How do you think, corruption in the judiciary is present more at the higher level (Courts of Appeal/Supreme Court of Justice), lower level (first level judges) or the same at both levels? (one possible answer)"	70
Annex 12: "In your opinion, where is corruption most present in the prosecution system? (one possible answer)"	72
Annex 13: "Do you know or have you heard about reforms in the justice and anticorruption sector in Moldova? (one possible answer)"	73

Annex 14: "Have you heard about the fact that Moldova has a Strategy on ensuring the independence and integrity of the justice sector? (one possible answer)"	74
Annex 15: "Currently, Special Commissions with the participation of international experts verify the integrity and wealth of judges and prosecutors, this assessment is called vetting. To what extent do you trust the results of vetting? (one possible answer)"	75
Annex 16: "How important or unimportant is the creation in Moldova of an Anticorruption Court and a new system of anticorruption courts? (one possible answer)"	76
Annex 17: "In your opinion, how informed are you about the justice and anticorruption sector reform in Moldova? (one possible answer)"	77
Annex 18: "What are the main sources from which you learn about justice reform and anti-corruption? (multiple choice)"	78
Annex 19: "are you for or against Moldova's accession to the European Union? (one possible answer)"	79
Annex 20: "How important do you think justice reform is for Moldova's accession to the European Union? (one possible answer)"	80

SUMMARY

This study was conducted by Magenta Consulting for the Institute for European Policies and Reforms (IPRE), within the project "Ensuring the integrity, efficiency and independence of the justice system in Moldova - #Justice4Moldova", implemented by IPRE in consortium with the Institute for War and Peace Reporting (IWPR), funded by the European Union and co-financed by Soros Foundation Moldova.

The primary purpose of the study is to determine the main challenges, expectations and priorities in the implementation of justice and anticorruption sector reforms, as well as perceptions regarding the actors in the respective sectors.

The data presented in this study were collected by quantitative method – a CATI (*Computer-Assisted Telephone Interview*) survey. The survey was conducted with a national probabilistic proportional sample of 1143 respondents from the general population, women and men aged 18+, with a margin of error of +/-2.9%.

The data was collected between November 24 and December 22, 2023, and analysed in January 2024.

Results of the survey with the general population

According to the results of the survey, about every third participant (30%) believes that the situation in the justice system has improved in the last 3 years, and about a quarter (25%) – that the situation has worsened. The top three problems of the justice system in Moldova that were spontaneously named by the interviewees are corruption/bribery (53%), "nepotism" (12%) and incompetence of specialists in the system (9%).

Regarding trust in some institutions in the justice system, respondents more often trust lawyers (35% have some or very much trust). At the same time, 30% say they have a lot of trust in the police, and 22% each - in the judiciary and prosecutor's office. The ranking of opinions about certain actors in the legal system is similar to the level of trust – most participants have a positive opinion of lawyers (72%), civil servants (71%), police (71%), judges and prosecutors (58% each). It appears that gender, age, or membership of an ethnic minority would not influence trust in judges and prosecutors in at least one-third of respondents. At the same time, about one in three people (35%) say they would trust a young judge/prosecutor more, and about one in four (26%) trust a woman judge/prosecutor more. Respondents are divided on the independence of judges and prosecutors – while 42% of respondents say judges and prosecutors are generally independent, about half believe judges (53%) and prosecutors (51%) are not independent.

Respondents evaluated the activity of Moldovan courts in terms of some characteristics. Thus, to a greater extent, the interviewees agreed that courts have competent/professional specialists (71%), they are accessible to everyone (63%). However, respondents believe that courts are not fast (61%) and not transparent (60%). While just over half (56-57%) of respondents consider the salaries of prosecutors and judges to be appropriate, and about a third (32-34%) perceive them as too high. Most often, respondents mention that in 2021-2023, they interacted with the following 3 categories of legal professions: notaries (46%), police (38%) and lawyers (21%). At the same time, almost every fifth respondent interacted with a court (17%), and one in ten respondents with the prosecutor's office (11%).

On the level of corruption, about every second respondent assesses corruption as being present in the judiciary (48%), prosecutorial system (47%) and police (46%), and 38% consider corruption to be widespread among lawyers.

Most respondents have heard about the justice and anticorruption sector reforms in Moldova (70%) and the strategy for ensuring the independence and integrity of the justice sector in Moldova (62%) but know less about them. 40% of respondents consider themselves informed about the justice and anticorruption sector reform in Moldova, and the majority (59%) said they are little/not informed about this topic. The top 3 sources of information about justice reform and anticorruption are TV (57%), social networks (48%) and news sites (35%).

Regarding the level of trust in the results of the vetting of judges and prosecutors, citizens' opinions are divided. On the one hand, 40% say they are confident in the results of the vetting, where 13% have a lot of confidence and 27% rather a lot of confidence. On the other hand, 42% claim to have little trust, while 15% of respondents say they have no confidence in its results at all. However, respondents who are better informed about justice reform, have more confidence in vetting than those who are not informed.

The majority (75%) believe that the establishment of an Anticorruption Court and a new system of anticorruption courts are important for Moldova. At the same time, most respondents support accession to the EU (68%), a strong majority of these respondents, being of the opinion that justice reform is crucial for Moldovan's accession to the EU.

Introduction

This study was conducted by *Magenta Consulting for the Institute for European Policies and Reforms (IPRE)*, in consortium with the Institute for War and Peace Reporting (IWPR), within the project "Ensuring the integrity, efficiency and independence of the justice system in Moldova - #Justice4Moldova", funded by the European Union and co-financed by Soros Foundation Moldova.

i.1 Purpose and objectives of the study

The primary purpose of the study is to determine the main challenges, expectations and priorities in the implementation of justice and anticorruption sector reforms, as well as perceptions regarding the actors in the respective sectors.

i.2 Methodology applied

The data presented in this report were collected by the quantitative method.

Method: Computer-Assisted Telephone Interview (CATI), of which 90% mobile phone numbers + 10% landline numbers

Sample: 1143 respondents

Margin of error: +- 2.9%

Sample type: probabilistic proportional

Geography: nationally representative

Respondents: 18+, citizens of the Republic of Moldova

The data was collected between November 24 and December 22, 2023, and analyzed in January 2024.

i.2.1 Sample and data collection

Included below is the table with the geographical distribution of the representative sample in the survey with the general population. For nationally representative samples, the country was separated into 12 geographical groups, each comprising an average of 4 districts.

Table I.1: General sample, N=1143, %

Region	Group	Districts	Medium	Number of respondents
North	Group 1	Briceni, Edinet, Ocnita and Donduseni	Urban	22
			Rural	56
	Group 2	Sorooca, Drochia and Floresti	Urban	25
			Rural	62
	Group 12	Balti municipality	Urban	48
			Rural	2
	Group 3	Falesti, Glodeni, Rascani, Singerei	Urban	24
			Rural	73
Center	Group 4	Orhei, Rezina, Soldanesti, Telenesti and Dubasari rural	Urban	23
			Rural	69
Chisinau	Group 5	Chisinau mun.	Urban	267
			Rural	23
Center	Group 6	Anenii Noi, Criuleni, Ialoveni and Straseni	Urban	22
			Rural	96
	Group 7	Ungheni, Calarasi and Nisporeni	Urban	23
			Rural	57
South	Group 8	Basarabasca, Hancesti, Leova and Cimislia	Urban	20
			Rural	65
	Group 9	Causeni, a commune in Ștefan Vodă County	Urban	11
			Rural	39
	Group 10	ATU Gagauzia	Urban	21
			Rural	20
Group 11	Cahul, Cantemir, Taraclia	Urban	25	
		Rural	50	
TOTAL				1143

The stages of selecting participants in the general population survey were as follows:

1) Locality and household selection

Conducting the survey over the phone allowed us to do purely probabilistic sampling.

For mobile phone numbers, valid phone numbers were randomly chosen before dialling.

For landline numbers, existing numbers were grouped according to the 12 geographic groups, and telephone numbers were randomly selected based on telephone ranges for each region. After randomly selecting a telephone number from the appropriate group, it was identified whether the number called corresponds to a household where people live, which was then approached to participate in the survey.

2) Respondent selection

For mobile phone numbers, the person answering the call is invited to participate in the study.

For landline numbers, if the receiver was picked up, the operator invited to interview the person who met the criteria and the last one celebrated his birthday. If this person has been away for a long time (for example, works abroad), the operator chose the person who had the birthday before the first person selected. If the respondent refused to participate in the survey, the next household in that region's randomized telephone number base was approached.

If a number called did not answer at first, three attempts were made to approach the household/find at home the respondent who according to the selection procedure had to participate in the survey. Each test was recorded and the test result (status) was specified.

Data collection

The data collection process for quantitative research involved several phases:

1) Pre-testing the questionnaire

Our experience has proven the need to pre-test questionnaires as a mandatory step. This step is useful for identifying questions that can be misunderstood or misinterpreted by respondents. Therefore, the questionnaire is improved and adapted to the target population. In this case, the questionnaire was tested on 10 respondents, Romanian and Russian speakers.

During the pretests, attention was drawn to several aspects: the order of questions, formulation and understanding of questions by respondents, instructions and passages for the interviewer, multi-choice cards, format of the questionnaire, codes assigned to each answer option, duration of the questionnaire. Also, after each interview, the respondent was asked how some questions were understood.

After the first 5 tests of the questionnaire in Romanian, the questionnaire was adjusted, translated into Russian and then tested among 5 Russian speakers. The questionnaire in both languages with all adjustments entered was sent to the client for final approval.

2) Interviewers - selection and training

A team of 20 operators with considerable experience in conducting telephone surveys was selected and their training was organized. As our experience has shown, it is necessary to ensure that the operator understands the purpose of the project, understands what types of response to expect from the respondent, how to record responses and how to follow the instructions in the questionnaire.

All interviews were conducted in Russian or Romanian, depending on respondent preference.

3) Data collection and quality control

The approved questionnaire was scheduled on an online platform and the database was installed on a secure server.

Magenta Consulting practiced continuous supervision of operators, with the appointment of an employee who continuously monitored the data collection process - this employee knew the rules for filling in the questionnaire and performed the verification of the collection process and the work of the operators.

Once the data collection process started, the process of monitoring and verifying the collected data began simultaneously. During the collection process, the following quality control measures were carried out:

- At least 30% of the questionnaires carried out by each operator were listened to, and, if necessary, comments were made to correct the way questions were addressed or mistakes made by the operator. In the case of questions arising at the work of any operator, all questionnaires made by him were listened to.
- The database of all completed questionnaires was exported daily and the following aspects were checked: quota completion, sample demographic structure, number of questionnaires completed in one day by each interviewer (to check whether the number of completed interviews is achievable), duration between interviews, consistency checks by questionnaire (e.g. non-disabled pensioner aged 20, etc.), interview duration per interviewer, response rate per interviewer, non-attitudes per interviewer, incomplete data, answers to main questions per interviewer, correctness and clarity of completing open questions, etc.
- Data verification at 33%, 66% and 100% of collection progress. This check included triangulation of information from database checks, verification reports generated after calls were made, and data collected. The reports included triangulated checks both on the entire sample and at the level of each interviewer.

During quality control procedures, the following questionnaires were deleted:

- Questionnaires of very short or very long duration;
- Unfinished interviews;
- Non-attitudes (50% or more unanswered variables or "don't know/don't answer" option selected);
- Each operator had a questionnaire limit for each study, and this could not exceed 5-10% of the questionnaires.

In cases where non-qualitative work performed by a particular interviewer was detected, all his questionnaires were eliminated.

i.2.2 Structure of the questionnaire

The questionnaire was developed by Magenta in close collaboration with the client, and all comments and requirements were implemented.

The questionnaire included 31 questions and included the following topics: perception of justice, perception of integrity in justice and fight against corruption, justice sector reform and level of information, socio-demographic data.

i.2.3 Data entry

The data was collected using the CATI method, this method has an important advantage – questionnaires are instantly entered into the database. As soon as the interviewer filled in the

answers, the data was transferred to the database via Wi-Fi, thus eliminating the costs of double entry and helping to reduce mistakes.

i.2.4 Data analysis

For survey data analysis, Magenta uses SPSS statistical software and generates not only overall results for each issue, but also produces demographic cross-tabs or any other questions, demonstrating correlations/associations with the question of interest. Each result is graphically presented and commented on.

CHAPTER I: ANALYSIS OF DATA OBTAINED FROM THE GENERAL POPULATION SURVEY

This chapter contains the analysis of the data obtained in the survey with the general population, addressing the following aspects: general perception of justice, integrity of the system and combating corruption, level of information on justice reform and their socio-demographic profile.

Subchapter 1. General perception of justice

About a third of respondents (30%) believe that the situation in the justice system has improved in the last 3 years (2% - by a lot and 28% - to some extent). At the same time, every fourth participant (25%) say that, overall, the situation in the justice system has worsened.

Respondents informed about the justice reform stated to a greater extent that the situation in the justice system has improved in the last 3 years (39%, +14 percentage points compared to those who are not informed).

The share of those who believe that the situation in the justice system has improved increases with increasing income. At the same time, respondents who mentioned that they speak Romanian most often, but also those who are in favour of joining the European Union, have a more positive opinion about the change in the situation in justice in 2021-2023. (*Annex 1*).

Figure 1.1.1: "Q7: How do you think the situation in the justice system has changed over the last 3 years (2021-2023)?", N=1143, %

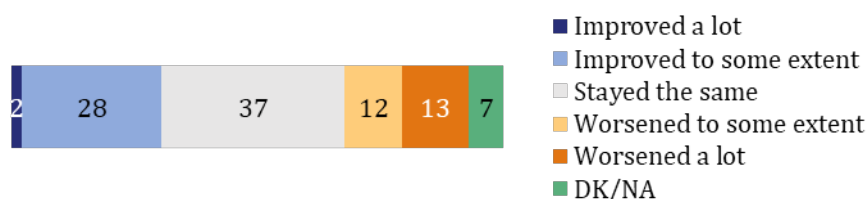

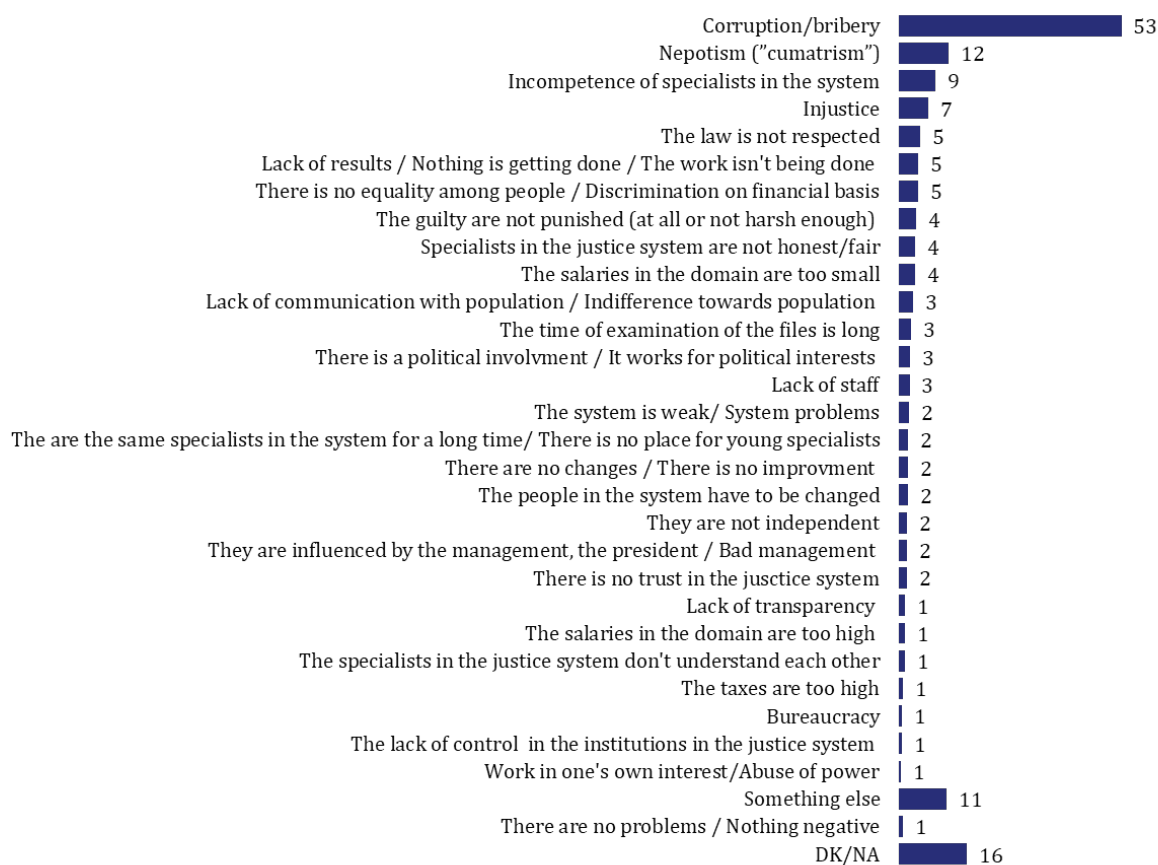


Figure 1.1.2: "Q7: How do you think the situation in the justice system has changed over the last 3 years (2021-2023)?", % disaggregated by level of information about justice reform (very informed/rather informed vs rather uninformed/not at all informed)



Respondents were asked to spontaneously name (without being given answer options) what are the three main problems of the justice system in Moldova. According to the interviewees, **the top three problems in justice are corruption/bribery (53%), nepotism (12%) and incompetence of specialists in the system (9%).**

Figure 1.2: "Q8: What do you think are the 3 main problems of the justice system in Moldova? Please start with the biggest problem. (free answer)", N=1143, %



At least one in five respondents say they have a lot of trust in the institutions presented.

Most often, respondents mentioned that they trust lawyers - 35% have some or very much trust. At the same time, 30% have a lot of trust in the police, and 22% each - in the judicial and prosecutor's systems. About every fifth say they distrust the judiciary and prosecution systems (19% each).

Interviewees who interacted with courts and prosecutor's offices reported to a slightly higher extent that they do not trust the judiciary and prosecutor's office system at all. There were no differences in confidence in the judiciary and prosecutor's office following the disaggregation by the level of information about the justice reform. On the other hand, it seems that trust in the institutions presented decreases with increasing age. (Annex 3)

Figure 1.3.1: "Q9: To what extent do you trust the following institutions? Please rate on a scale from 1 to 5, where 1 is not at all, and 5 – very much. If you haven't heard of any institution, please let me know.", N=1143, %



Figure 1.3.2: "Q9: To what extent do you trust the following institutions? Please rate on a scale from 1 to 5, where 1 is not at all, and 5 – very much. If you haven't heard of any institution, please let me know.", % disaggregated after interaction with courts in the last 3 years

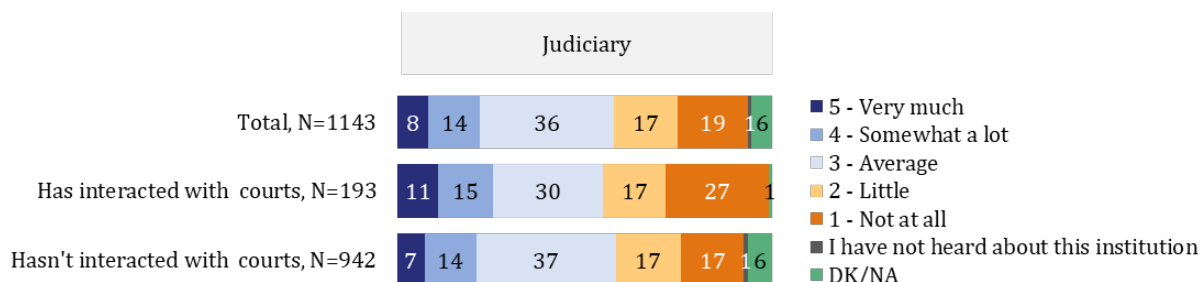
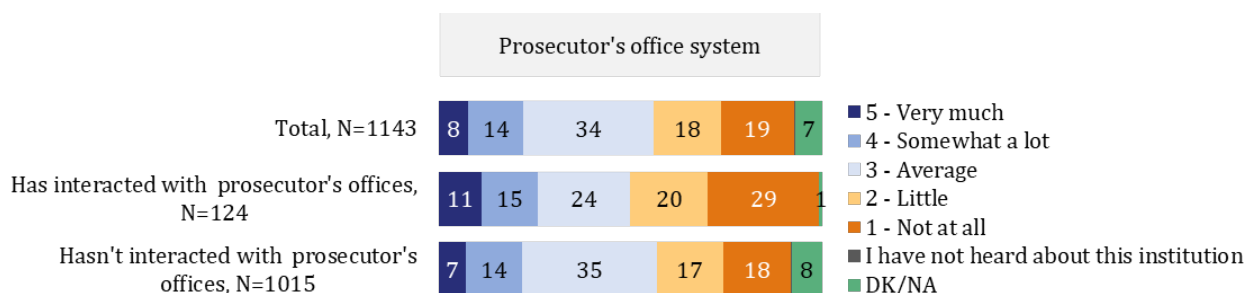


Figure 1.3.3: "Q9: To what extent do you trust the following institutions? Please rate on a scale from 1 to 5, where 1 is not at all, and 5 – very much. If you haven't heard of any institution, please let me know.", % disaggregated after interaction with prosecutor's offices in the last 3 years



Participants were asked about their opinion on certain categories of justice actors – at least a third expressed a positive opinion about the specified professions. The survey participants have a positive view of lawyers (72%), civil servants (71%) and police (71%). 58% have a very or somewhat positive opinion of judges and prosecutors. Most respondents have a negative attitude towards politicians (60% - very or somewhat negative opinion).

Among those who have interacted with courts and prosecutor's offices in the last 3 years, a slightly higher share of those who have a negative opinion of prosecutors (47%, +11 p.p. compared to those who have not interacted with prosecutor's offices) and judges (43%, +8 p.p. compared to those who have not interacted with courts) can be attested. Positive opinion towards judges and prosecutors seems to decrease with increasing age. (Annex 4)

Figure 1.4.1: 'Q10: What do you think? about each of the following legal professions? Please indicate whether you have a very positive, somewhat positive, somewhat negative or very negative opinion.', N=1143, %

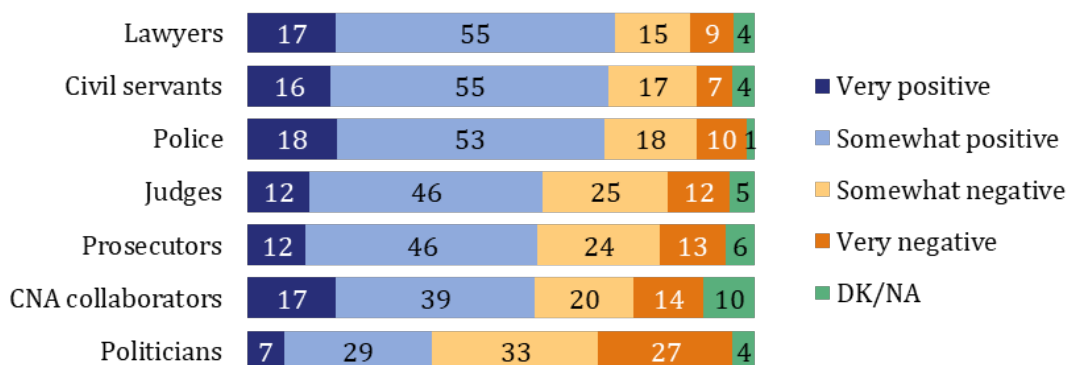


Figure 1.4.2: "Q10: What do you think? about each of the following legal professions? Please indicate whether you have a very positive, somewhat positive, somewhat negative or very negative opinion.", % disaggregated after interaction with courts in the last 3 years

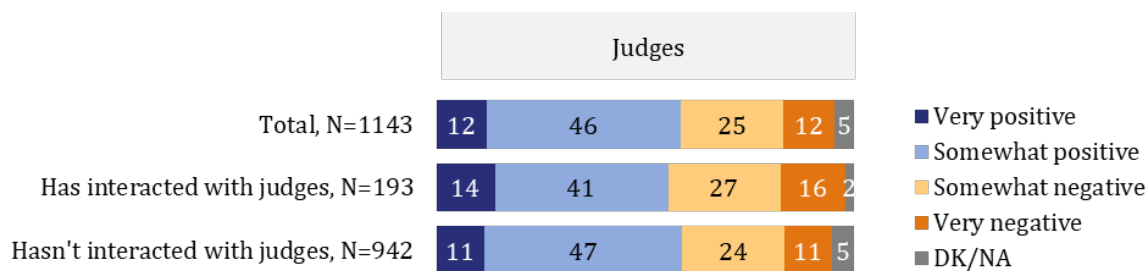
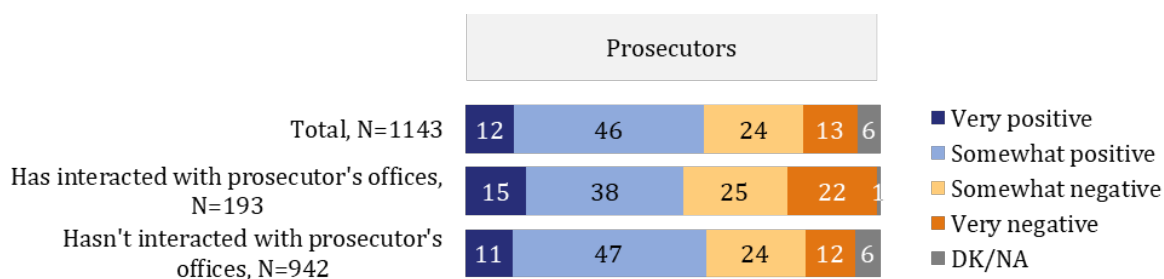


Figure 1.4.3: 'Q10: What do you think? about each of the following legal professions? Please indicate whether you have a very positive, somewhat positive, somewhat negative or very negative opinion.", % disaggregated after interaction with prosecutor's offices in the last 3 years



Respondents were asked to rate whether they would have more, less or as much trust in judges and prosecutors based on gender, age and ethnic minority – it seems that these characteristics would not influence trust in the specialist in at least a third of respondents. At the same time, **about a third of respondents (35%) say they trust a young judge/prosecutor more, and about a quarter (26%) trust a woman more in this role.**

Those who did not interact with the judiciary in the last three years said to a greater extent that they would trust women judges/prosecutors more (27%, +8 p.p. compared to those who interacted). The answers are relatively similar regardless of interaction with prosecutors' offices over the past three years. On the other hand, slight differences can be noted in data disaggregated by the level of information about the reform, in terms of the level of trust in judges and prosecutors depending on age and belonging to an ethnic minority. Thus, 41% of those who are informed about the justice reform say they trust a young judge or prosecutor more, and 32% would trust less in a specialist of a minority ethnicity.

Compared to those in cities (19%), respondents in rural areas (32%) mentioned to a greater extent that they trust a female judge/prosecutor more. (Annex 5)

Figure 1.5.1: "Q11: Please tell me if you have more, less or as much trust in judges and prosecutors who are...", N=1143, %

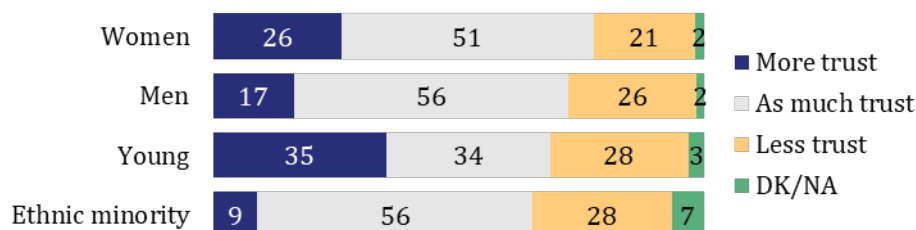


Figure 1.5.2: "Q11: Please tell me if you have more, less or as much trust in judges and prosecutors who are...", % disaggregated after interaction with courts in the last 3 years

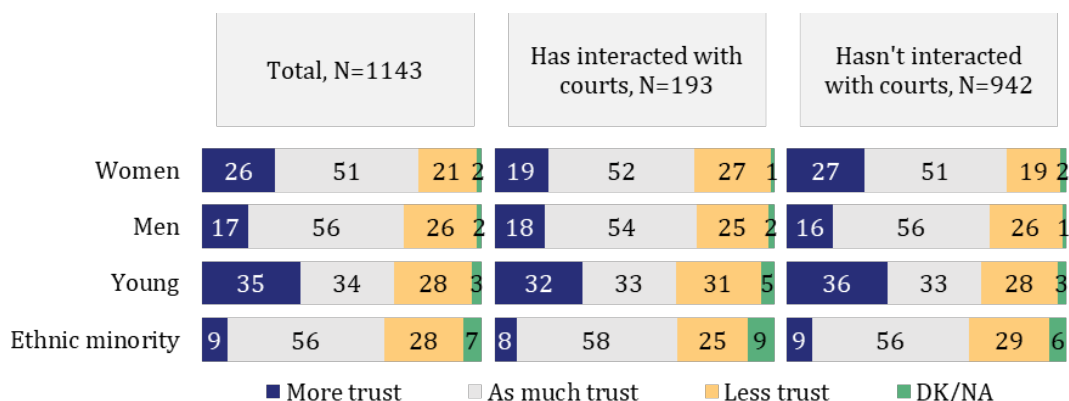


Figure 1.5.3: "Q11: Please tell me if you have more, less or as much trust in judges and prosecutors who are...", % disaggregated after interaction with prosecutors' offices in the last 3 years

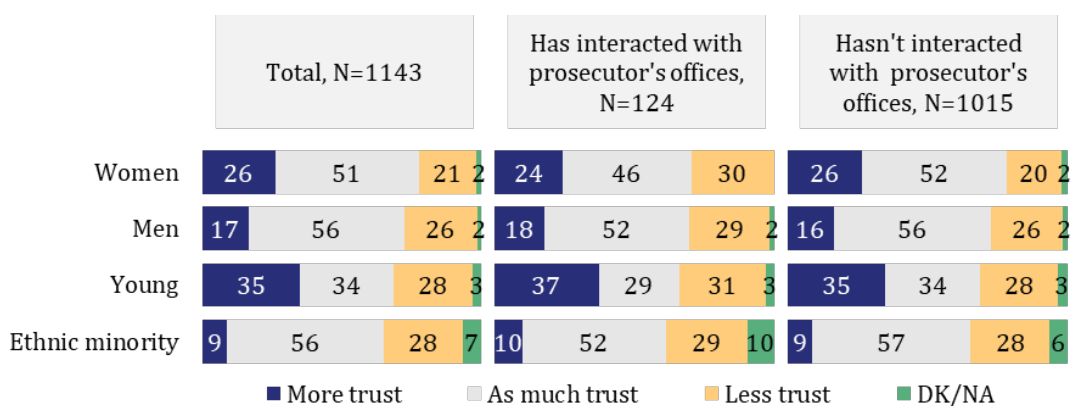
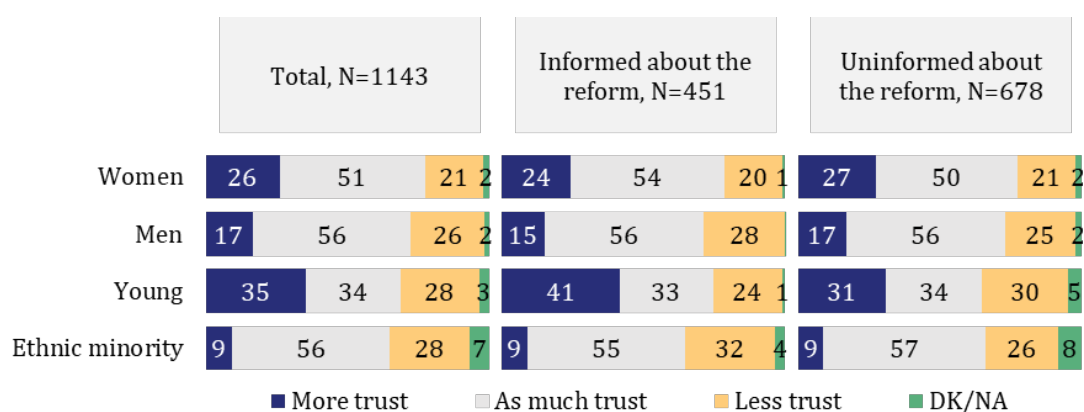


Figure 1.5.4: "Q11: Please tell me if you have more, less or as much trust in judges and prosecutors who are...", % disaggregated by level of awareness about justice reform



The participants in the study were asked to express their agreement or disagreement with certain statements about the activity of Moldovan courts. Most respondents agree that Moldovan courts have competent/professional people (71% - totally or somewhat agree) and that courts are accessible to everyone (63%). At the same time, about half of respondents say that courts are efficient (55%), serve the public interest (53%), are fair (48%) and impartial (46%). The participants expressed the most disagreement (totally or partially) with the statements that Moldovan courts are quick (61% - not at all or somewhat disagree) and transparent (60%).

Some small differences can be pointed out in the attitudes expressed by those who did not interact with judges and prosecutors' offices; they mentioned to a slightly greater extent that Moldovan courts serve the public interest and are fair.

Figure 1.6.1: "Q12: I am going to read some descriptions for the activity of Moldovan courts, and please assess to what extent you agree or disagree with them. Moldovan courts...", N=1143, %

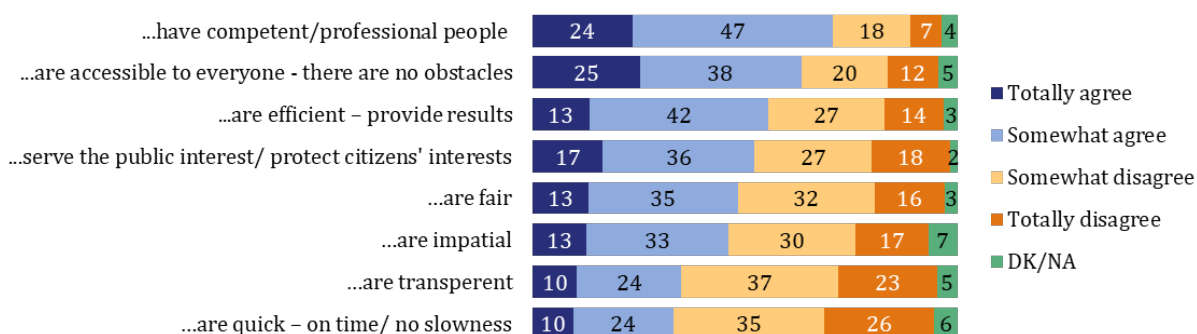


Figure 1.6.2: "Q12: I am going to read some descriptions for the activity of Moldovan courts, and please assess to what extent you agree or disagree with them. Moldovan courts...", % disaggregated after interaction with courts in the last 3 years

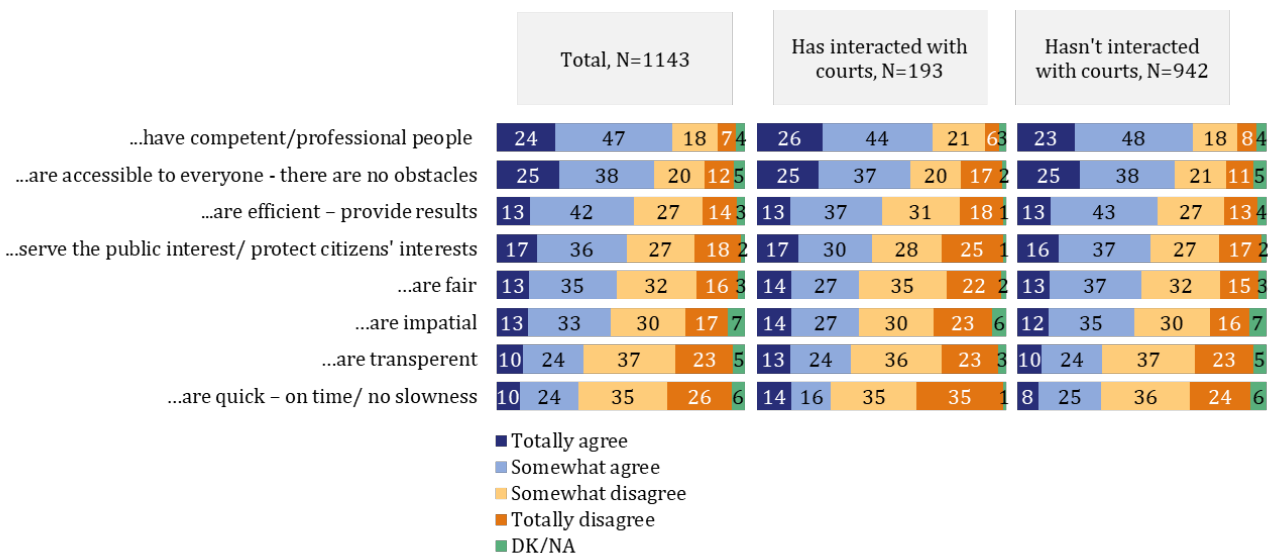
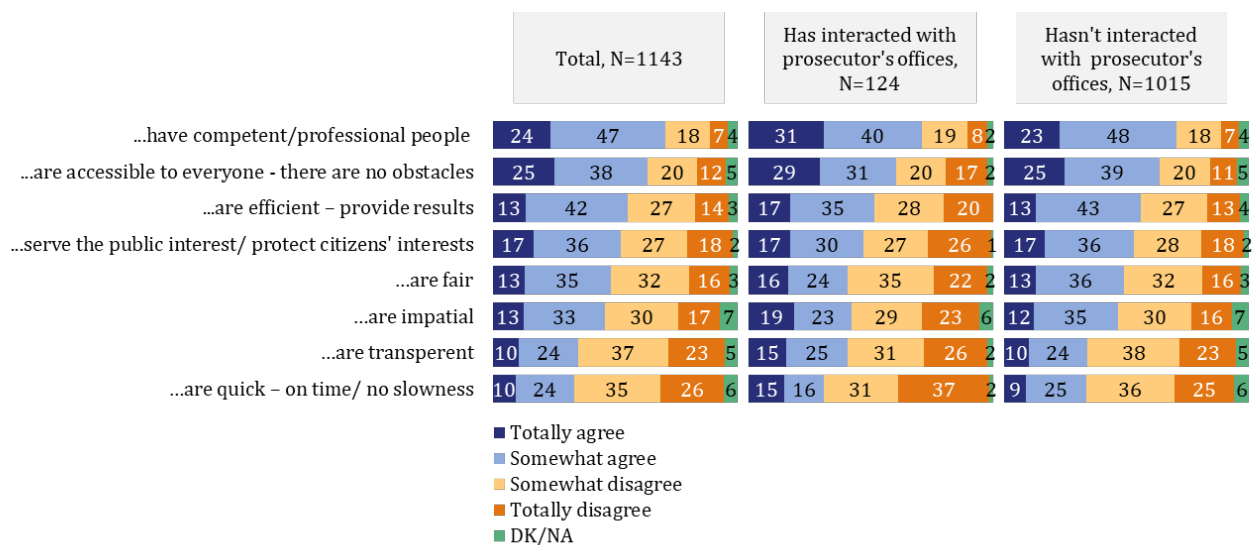



Figure 1.6.3: "Q12: I am going to read some descriptions for the activity of Moldovan courts, and please assess to what extent you agree or disagree with them. Moldovan courts...", % disaggregated after interaction with prosecutor's offices in the last 3 years



According to survey participants, judges and prosecutors are similar in their independence. Thus, 42% of respondents say that judges and prosecutors are rather or totally independent. At the same time, about every second respondent consider judges (53%) and prosecutors (51%) not to be independent. No differences were detected in the disaggregated data after interaction with courts/prosecutor's offices and the level of information about the reform.


Figure 1.7: "Q13: In your opinion, how independent are they...?", N=1143, %



Just over half of respondents consider the salaries of prosecutors (57%) and judges (56%) to be appropriate, and about half say the same about the salaries of police officers (51%). At the same time, approximately every third respondent considers that the salaries of judges (34%) and prosecutors (32%) to be too high. No differences were detected in the disaggregated data after interaction with courts/prosecutor's offices and the level of information about the reform.

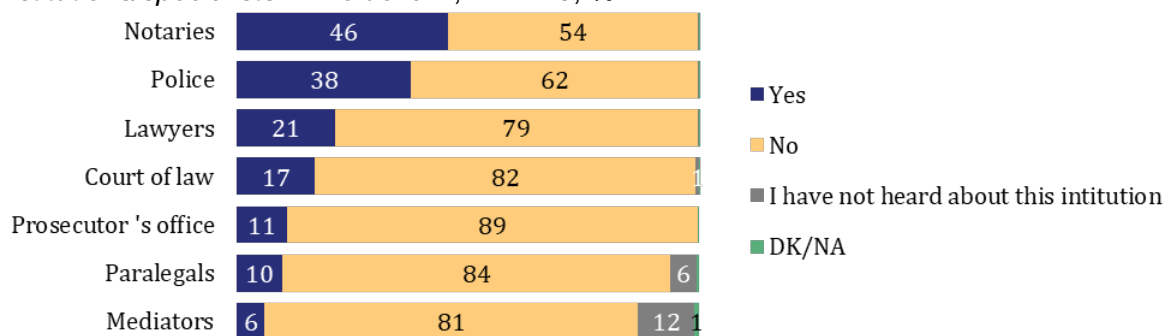
The share of opinion that the salary of judges and prosecutors is too high increases with the decrease in the economic level of the household. (Annex 8)

Figure 1.8: "Q14: How would you assess the current salary of the following categories of specialists?", N=1143, %



Overall, at least half of survey participants said they did not interact with justice institutions and specialists in 2021-2023. At the same time, most often respondents mention that they have interacted with notaries (46%), police (38%) and lawyers (21%). At the same time, almost every fifth respondent interacted with a court (17%), and one in ten respondents with the prosecutor's office (11%).

Figure 1.9: "Q15: Have you interacted in the last 3 years (2021-2023) with the following institutions/specialists in Moldova?", N=1143, %



Subchapter 2. Perception of integrity in justice and fighting corruption

Respondents were asked about their perception of the level of corruption in several justice institutions – **at least a third of respondents appreciated that there is a lot of corruption in all institutions presented**. Almost half of respondents assess corruption as very or somewhat present in the judiciary (48%), prosecutor's office system (47%) and police (46%). At the same time, 38% believe that lawyers are very or somewhat corrupt.

Respondents who interacted with courts and prosecutor's offices, but also those who are informed about justice reform, indicated to a slightly greater extent that there is a lot of corruption in the judiciary and prosecutor's office.

The interviewees of Romanian ethnicity assessed to a greater extent that corruption is very or somewhat present in the judiciary and prosecutor's office systems. Those aged 18-35 said to a greater extent than other ages that there was a lot of corruption among the police. (*Annex 10*)

Figure 2.1.1: "Q16: In your view, to what extent is corruption present among the following institutions? Please respond using a scale from 1 to 5, where 1 is Not at all and 5 – a lot.", N=1143, %

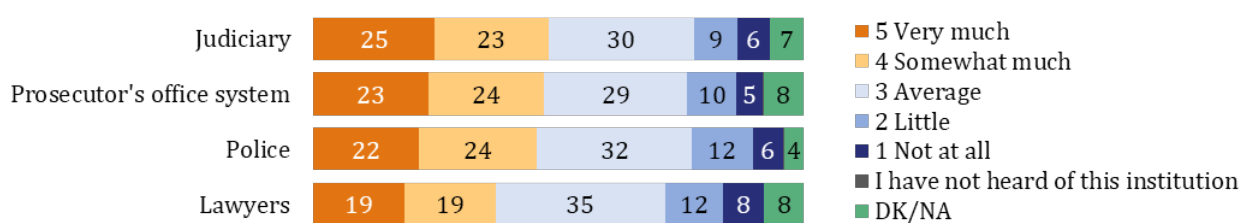


Figure 2.1.2: "Q16: In your view, to what extent is corruption present among the following institutions? Please respond using a scale from 1 to 5, where 1 is Not at all and 5 – a lot.", % disaggregated after interaction with courts in the last 3 years and level of information about justice reform

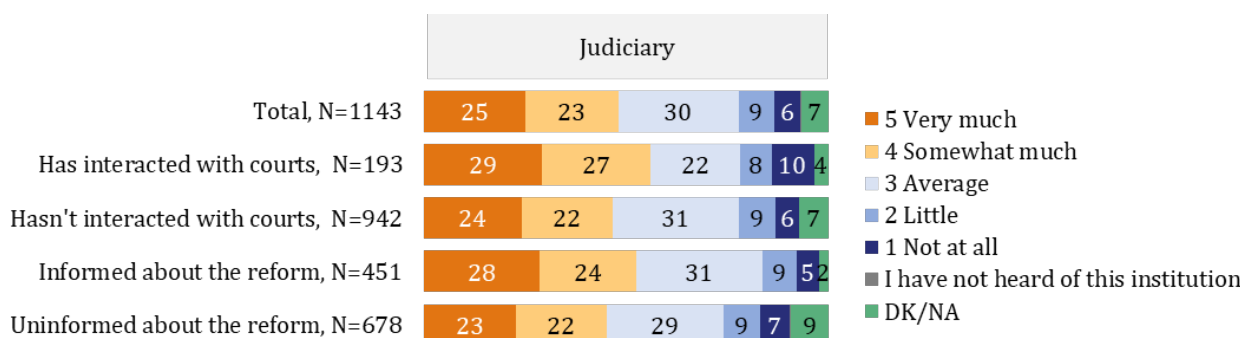
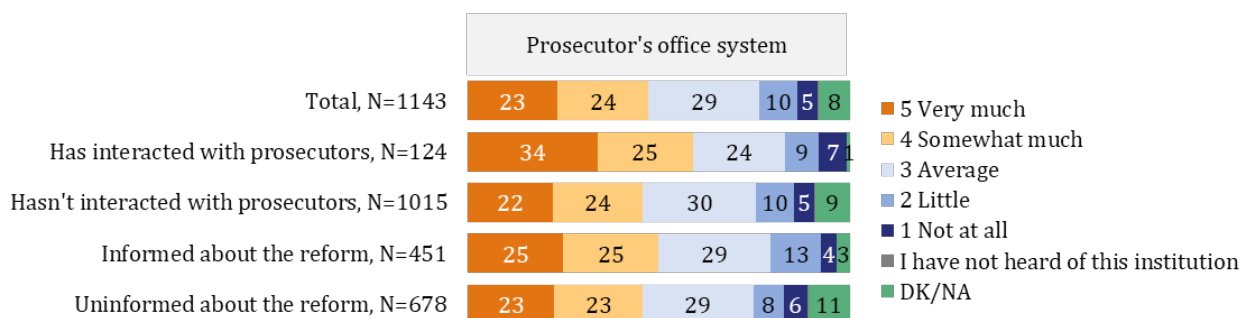


Figure 2.1.3: "Q16: In your view, to what extent is corruption present among the following institutions? Please respond using a scale from 1 to 5, where 1 is Not at all and 5 – a lot.", % disaggregated after interaction with prosecutor's offices in the last 3 years and level of information about justice reform



56% of respondents believe that corruption in the judiciary exists equally at both levels (lower and upper). At the same time, 16% say that the upper level of the judiciary (Courts of Appeal / Supreme Court of Justice) is more corrupt, and 13% - that the lower level (first level courts) is more corrupt.

The interviewees informed about the justice reform indicated to a slightly higher extent that corruption in the judicial system is more present at the upper level (21%, +8 p.p. compared to those who are uninformed). At the same time, 29% of respondents with a household economic situation where income is sufficient, and they can put money aside indicated the upper level of the judicial system as the most corrupt. (Annex 11)

Figure 2.2.1: "Q17: How do you think corruption in the judiciary is present more at the higher level (Courts of Appeal/Supreme Court of Justice), lower level (first level courts) or the same at both levels?", N=1143, %

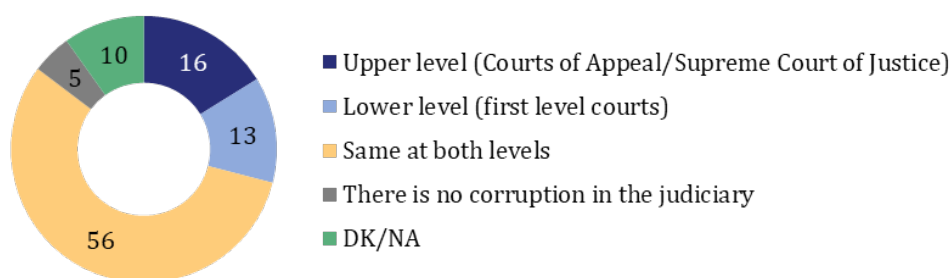
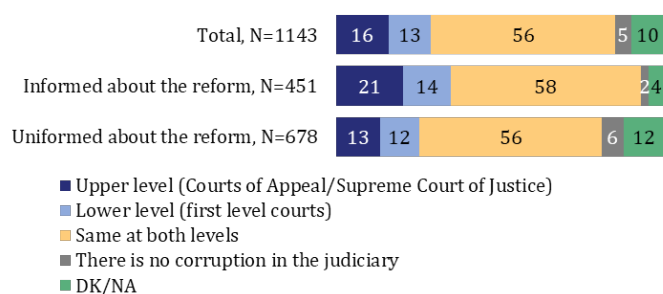


Figure 2.2.2: "Q17: How do you think corruption in the judiciary is present more at the higher level (Courts of Appeal/Supreme Court of Justice), lower level (first level courts) or the same at both levels?", % disaggregated by level of awareness about justice reform



Speaking about corruption in the prosecution system, participants in the study consider that it is more present in territorial prosecutor's offices (22%), followed by the General Prosecutor's Office (18%) and the Superior Council of Prosecutor's Office (11%). To a lesser extent, respondents stated that corruption is most present within the Anticorruption Prosecutor's Office (7%) and Prosecutor's Office for Combating Organized Crime and Special Cases (PCCOCS) (8%).

Respondents who are informed about the justice reform mentioned a little more often that, in the prosecution system, corruption is more present at the General Prosecutor's Office (22%, +8 p.p. compared to those who are uninformed about the reform). Those of Romanian ethnicity more often expressed the opinion that corruption is more present in territorial prosecutor's offices. (Annex 12)

Figure 2.3.1: "Q18: In your opinion, where is corruption most present in the prosecution system?", N=1143, %

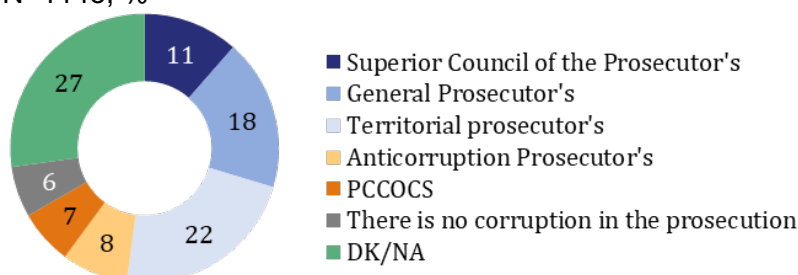
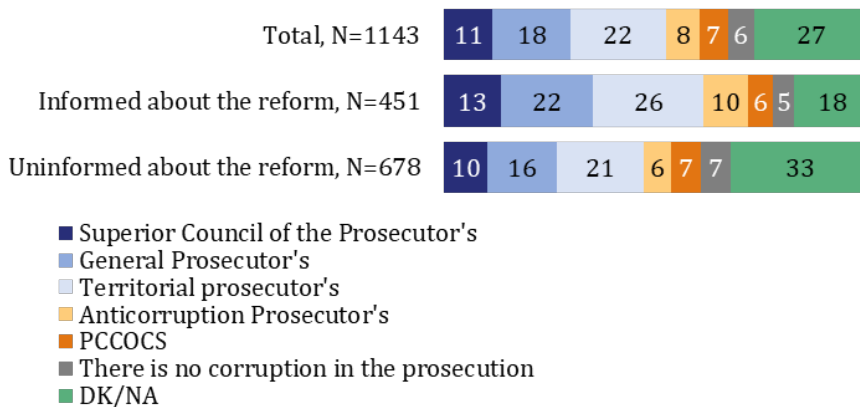


Figure 2.3.2: "Q18: In your opinion, where is corruption most present in the prosecution system?", % disaggregated by level of awareness about justice reform



Subchapter 3. Level of awareness on justice reform

While most respondents (70%) have heard about reforms in the justice and anticorruption sector in Moldova, more of them have only heard about these reforms, but do not know details (55%). And about a third of respondents (29%) have not heard about justice sector reforms and anti-corruption.

Those who have interacted in the last 3 years with courts and prosecutor's offices are better informed about the details of justice and anticorruption sector reform compared to those who have not.

Figure 3.1.1: "Q19: Do you know or have you heard about justice and anticorruption sector reforms in Moldova?", N=1143, %

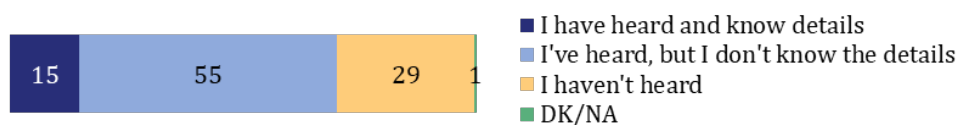
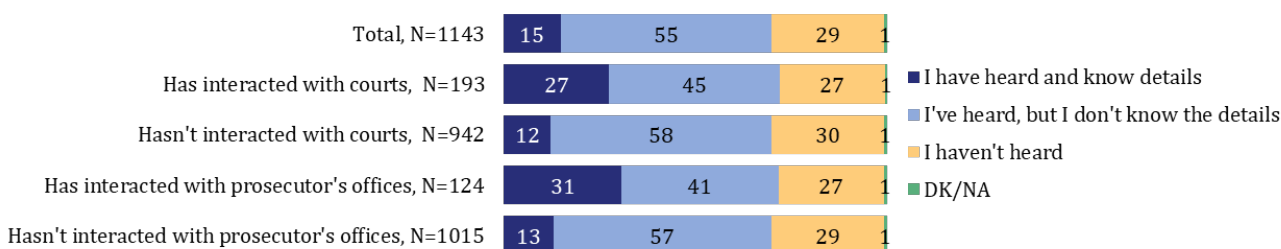


Figure 3.1.2: "Q19: Do you know or have you heard about justice and anticorruption sector reforms in Moldova?", % disaggregated after interaction with courts and prosecutor's offices in the last 3 years



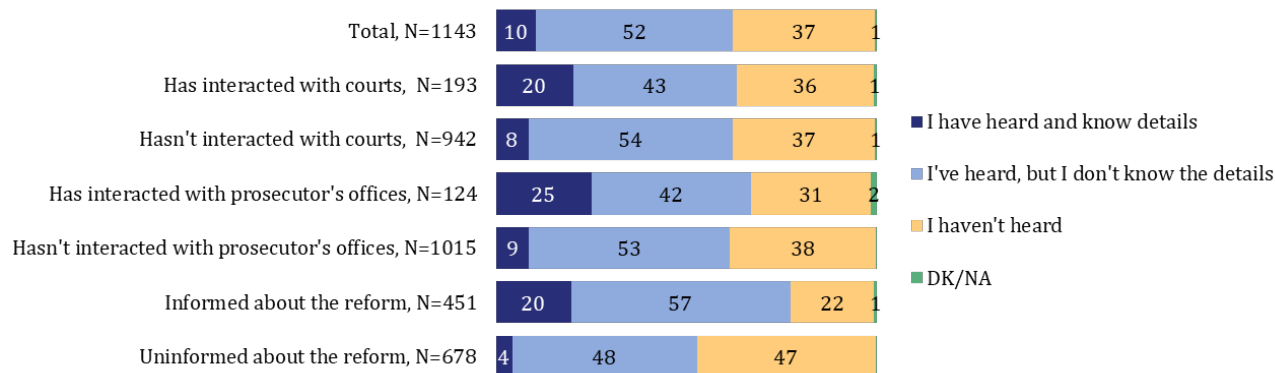
Most respondents have heard about the Strategy for ensuring the independence and integrity of the justice sector in Moldova (62%), with 10% of respondents also knowing the details of the strategy. About a third (37%) have not heard about the Strategy on ensuring the independence and integrity of the justice sector.

Participants who have interacted with prosecutor's offices (25%), courts (20%) and are informed about justice reform (20%) to a greater extent know details about the Strategy on ensuring the independence and integrity of the justice sector.

Figure 3.2.1: "Q20: Have you heard that Moldova has a Strategy on ensuring the independence and integrity of the justice sector?", N=1143, %



Figure 3.2.2: "Q20: Have you heard about the fact that Moldova has a Strategy on ensuring the independence and integrity of the justice sector?", % disaggregated after interaction with courts and prosecutor's offices in the last 3 years, level of information about justice reform



Respondents were asked to rate their level of confidence in vetting, conducted to verify the integrity of courts and prosecutors. **While about two in five respondents (40%) have a lot of confidence in the results of vetting, 42% say they have little confidence and 15% do not trust the results of vetting at all.**

Regarding the differences in the level of trust in the results of vetting, respondents who are informed about the justice reform have more confidence in vetting, than those who are not informed (48%, +15 p.p. compared to those uninformed).

No differences were detected in the disaggregated data after the interaction with courts and prosecutor's offices in the last three years.

It seems that confidence in the results of vetting increases with the increase in the economic situation of the household. (Annex 15)

Figure 3.3.1: "Q21: Currently, Special Commissions with the participation of international experts verify the integrity and wealth of judges and prosecutors, this assessment is called vetting. To what extent do you trust the results of vetting?", N=1143, %

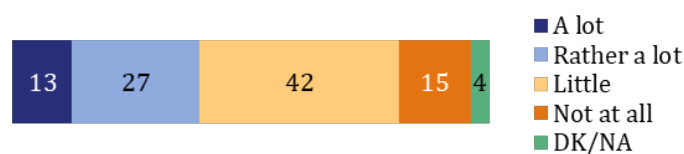
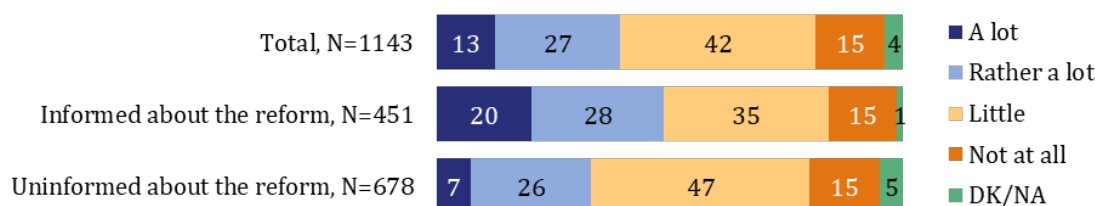


Figure 3.3.2: "Q21: Currently, Special Commissions with the participation of international experts verify the integrity and wealth of judges and prosecutors, this assessment is called vetting. To what extent do you trust the results of vetting?", % disaggregated by level of awareness about justice reform



About three out of four respondents (75%) consider important the creation of an Anticorruption Court and a new system of anticorruption courts in the Republic of Moldova. At the same time, 21% do not say that the establishment of a new system of anticorruption courts is a priority.

Respondents informed about the justice reform mentioned to a greater extent that the creation of an Anticorruption Court in Moldova is important (88%, +10 p.p. compared to the uninformed). No differences were detected in the disaggregated data after the interaction with courts and prosecutor's offices in the last three years.

The opinion that the creation of an anticorruption court system in Moldova is important seems to decrease with increasing age. (*Annex 16*)

Figure 3.4.1: "Q22: How do you think, how important or unimportant is the creation of an Anticorruption Court and a new system of anticorruption courts in Moldova?", N=1143, %

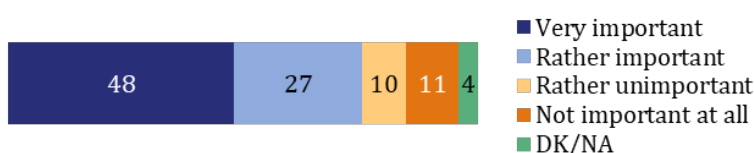



Figure 3.4.2: "Q22: How do you think, how important or unimportant is the creation of an Anticorruption Court and a new system of anticorruption courts in Moldova?", % disaggregated by level of awareness about justice reform



Two out of five respondents (40%) consider themselves informed about the justice and anticorruption sector reform in Moldova, and the majority (59%) assessed themselves as uninformed on this topic.

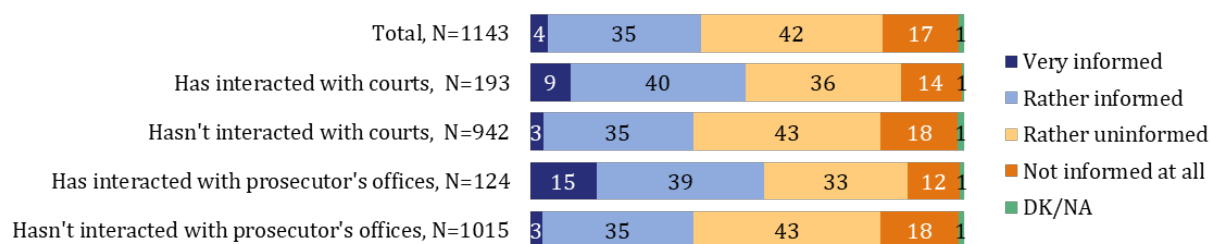
Respondents who interacted in the last three years with prosecutor's offices (54%, +16 p.p. compared to those who did not) and judges (49%, +11 p.p.) more often mentioned that they are informed about the reform in the justice and anticorruption sector.

The level of information about justice reform seems to increase with the increase in the economic situation of the household and the level of education. (*Annex 17*)

Figure 3.5.1: "Q23: In your opinion, how informed are you about justice and anticorruption sector reform in Moldova?", N=1143, %



Figure 3.5.2: "Q23: In your opinion, how informed are you about justice and anticorruption sector reform in Moldova?", % disaggregated after interaction with courts and prosecutor's offices in the last 3 years



According to respondents, the top three sources of information about justice reform and anticorruption are TV (57%), social networks (48%) and news sites (35%).

Respondents who have interacted with courts and prosecutor's offices in the last three years, as well as those informed about justice reform, have specified a little more often that they find information about justice reform and anticorruption from online sources (social networks, news sites).

The use of television as a source of information about justice reform increases with age. (*Annex 18*)

Figure 3.6.1: "Q24: What are the main sources from which you learn information about justice reform and anti-corruption?", N=1143, %

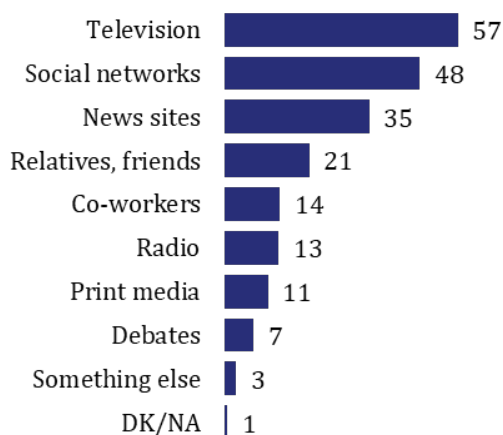


Figure 3.6.2: "Q24. What are the main sources from which to learn about justice reform and anticorruption?", % disaggregated after interaction with courts and prosecutor's offices in the last 3 years

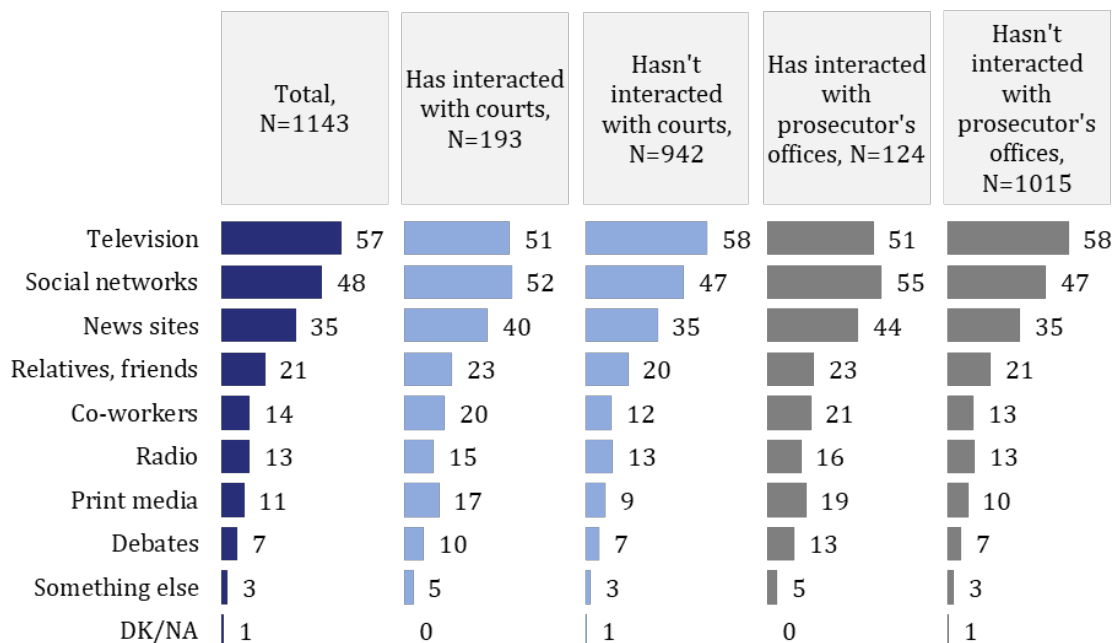
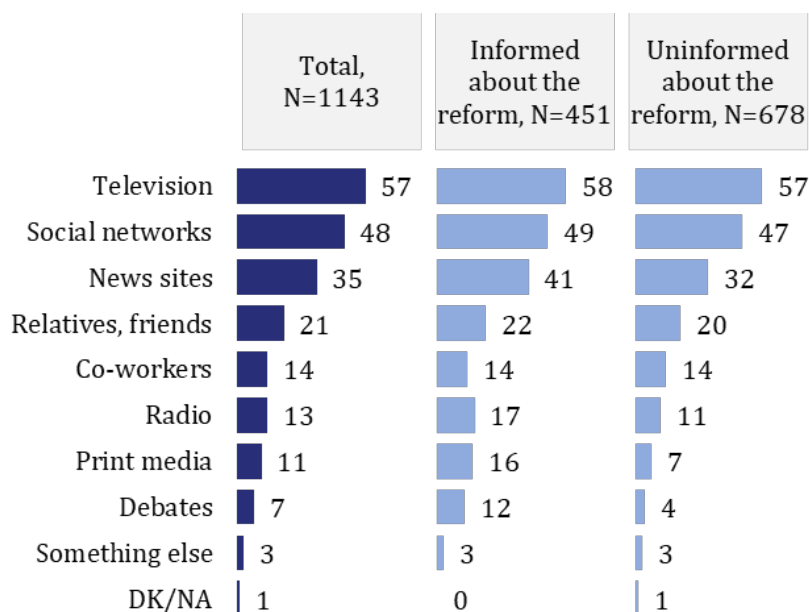


Figure 3.6.3: " Q24. What are the main sources from which to learn about justice reform and anticorruption?", % disaggregated by awareness of justice reform

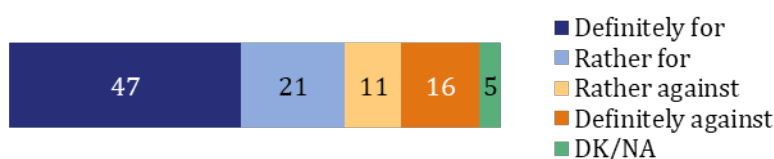


Most participants in the study support Moldova's accession to the European Union (68%), of which 47% are definitely for and 21% - rather for. At the same time, 16% of respondents are categorically against EU accession, and 11% - are rather against.

No differences were detected in the disaggregated data after information about the reform, interaction in the last three years with courts and prosecutor's offices.

Respondents living in the Centre and Chisinau regions mentioned to a greater extent that they support Moldova's accession to the European Union than residents of other regions. (*Annex 19*)

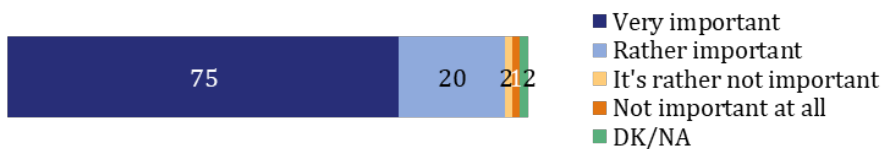
Figure 3.7: "Q25: Are you for or against Moldova's accession to the European Union?", N=1143, %



Most respondents who support Moldova's accession to the EU appreciate the justice reform as important for EU accession (95%), where 75% consider it very important, and 20% - rather important.

91% of respondents of Romanian ethnicity who support Moldova's accession to the EU mentioned that justice reform is very important for accession. (*Annex 20*)

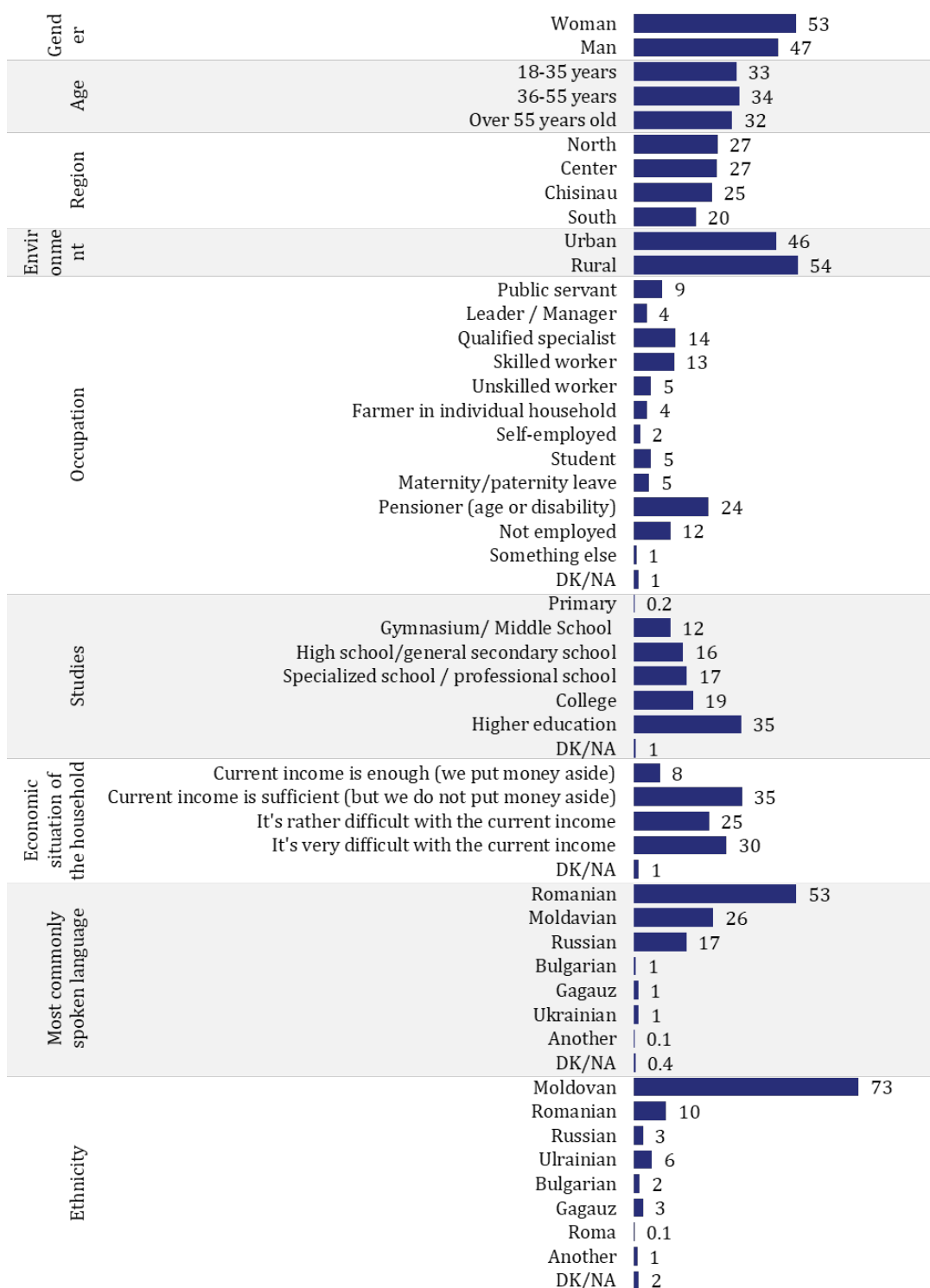
Figure 3.8: "Q26: How important do you think justice reform is for Moldova's accession to the European Union?", N=781, % among respondents supporting Moldova's accession to the EU



Subchapter 4. Socio-demographic profile of respondents

Among people who participated in the survey, 53% are women, and 67% - are up to 55 years old. Just over half of respondents (55%) mention that their household is having a hard time with their current income. 35% have higher education, and 24% - are retired by age or disability. Most of them self-identified as ethnic Moldovans (73%). At the same time, 53% mention that they speak Romanian most often, and 26% - say they speak "Moldovan language".

Figure 4.1.: Socio-demographic profile of respondents, N=1143, %



CONCLUSIONS

This chapter includes the main conclusions from the analysis of the data collected in the survey with the general population.

- About one in three respondents believe that the situation in the justice system has improved in the last 3 years, and one in four – that the situation has worsened. Respondents informed about the justice reform stated to a greater extent that the situation in the justice system has improved in the last 3 years. Most argue that courts in Moldova have competent/professional specialists, they are accessible to everyone. However, still the majority of interviewees believe that courts are not fast and not transparent.
- Regarding trust in some institutions of the justice system, about a third of respondents say they trust lawyers and police more, and about a quarter - in the judicial and prosecutor's systems. The interviewees are divided on the independence of judges and prosecutors.
- About half of the survey participants spontaneously mentioned that bribery/corruption is the main problem in the Moldovan justice system. Thus, about every second respondent assesses corruption as being present in the judiciary, procuratorial system, and police, and just over third - consider corruption present among lawyers.
- Opinions about the results of the vetting of judges and prosecutors are divided, with about two out of five respondents trusting these results (40%), while about two out of three - having little trust (42%) or no confidence at all (15%) in vetting results. However, respondents who are better informed about justice reform have more confidence in vetting than those who are not informed.
- Of those surveyed, most have heard about Moldova's justice and anti-corruption sector reforms and the strategy for ensuring the independence and integrity of Moldova's justice sector but know less about them. Moreover, about two out of three respondents declare themselves uninformed on the subject of justice sector reform and anticorruption in Moldova. Respondents who interacted in the last 3 years with courts and prosecutor's offices said to a greater extent that they know the details of the justice sector reform and anticorruption and the Strategy on ensuring the independence and integrity of the justice sector. The top 3 sources of information about justice reform and anticorruption are TV, social networks and news sites.
- Most support the importance of establishing an Anti-Corruption Court and a new system of anti-corruption courts. Most respondents support EU accession (68%), and of these respondents (95%) most often say that justice reform is crucial for Moldova's accession to the EU.

ANNEXES

Annex 1: "How do you think the situation in the justice system has changed in the last 3 years (2021-2023)? (one possible answer)"

% per row		N	Improved a lot	Improved to some extent	Stayed the same	Worsened to some extent	Worsened a lot	DK/NR
Total		1143	2	28	37	12	13	7
Gender	Woman	605	2	27	37	13	13	7
	Man	538	2	29	38	10	14	7
Age	18-35 years	382	3	30	38	12	9	7
	36-55 years	394	1	25	41	11	15	6
	Over 55 years old	367	3	30	32	12	16	8
Region	North	312	1	24	40	12	17	7
	Center	310	3	32	39	9	11	6
	Chisinau	290	2	32	37	11	10	8
	South	231	3	24	32	16	16	9
Medium	Urban	531	2	30	33	13	13	8
	Rural	612	2	27	41	10	14	6
Occupation	Public/budgetary officer	105	2	27	48	10	11	3
	Leader / Manager	47	2	38	30	11	15	4
	Qualified specialist	155	2	32	37	12	8	9
	Skilled worker	149	3	21	42	12	15	8
	Unskilled worker	62	0	26	42	5	21	6
	Farmer in individual household	48	2	27	46	4	10	10
	Student	62	3	44	34	10	6	3
	Maternity/paternity leave	56	2	38	34	14	4	9
	Pensioner (age or disability)	279	4	28	32	13	16	8
	Not employed	135	1	21	37	16	19	6
Economic situation of the household	Current income is enough (we put money aside)	96	4	45	30	7	8	5
	Current income is sufficient (but we do not put money aside)	403	3	34	37	11	6	9
	It's rather difficult with the current income	281	2	29	38	11	12	8
	It's very difficult with the current income	346	1	16	40	13	25	5
Studies	Gymnasium/ Middle School / Primary	137	4	23	32	12	21	7
	High school/general secondary school	183	2	26	42	11	15	5
	Specialized environments	197	2	24	39	13	13	9
	College	220	1	30	34	13	13	10
Most commonly spoken language	Superior	400	3	33	38	10	11	6
	Romanian	606	3	38	40	9	5	5
	Moldavian	296	2	21	36	16	21	5
	Russian	196	1	16	29	14	27	14
Ethnicity	Another	40	0	5	45	10	23	18
	Moldovan	839	2	30	38	12	12	6
	Romanian	120	3	45	41	7	3	2
	Russian	33	3	6	36	15	27	12
	Ukrainian	66	0	14	32	11	24	20
	Gagauz	33	0	6	42	9	30	12
Moldova's accession to the EU	Another	34	3	18	18	21	29	12
	Support	781	3	37	41	9	5	6
	Oppose	310	1	10	28	17	35	9

Annex 3.1: "To what extent do you trust the following institutions? Please rate on a scale from 1 to 5, where 1 is not at all, and 5 – a lot. If you haven't heard of any institution, please let me know. (one answer per line)"

% per row		N	Judiciary						DKNR
			5 - Very much	4 - Somewhat a lot	3 - Average	2 - Little	1 - Not at all	I have not heard about this institution	
Total		1143	8	14	36	17	19	1	6
Gender	Woman	605	9	15	36	16	17	1	6
	Man	538	7	13	35	18	21	1	5
Age	18-35 years	382	11	19	37	14	14	1	5
	36-55 years	394	8	15	37	19	17	1	4
	Over 55 years old	367	5	8	33	19	25	1	8
Region	North	312	11	16	32	15	20	1	4
	Center	310	9	11	40	15	18	1	6
	Chisinau	290	2	14	38	19	21	1	5
	South	231	10	15	32	20	16	2	7
Medium	Urban	531	5	15	34	19	20	1	6
	Rural	612	11	13	37	16	18	1	5
Occupation	Public/budgetary officer	105	3	18	42	20	12	1	4
	Leader / Manager	47	2	13	47	26	13	0	0
	Qualified specialist	155	6	13	37	21	17	1	4
	Skilled worker	149	10	13	30	16	19	1	10
	Unskilled worker	62	11	18	31	16	19	0	5
	Farmer in individual household	48	19	15	29	17	13	2	6
	Student	62	11	24	44	8	11	2	0
	Maternity/paternity leave	56	9	20	46	13	7	0	5
	Pensioner (age or disability)	279	5	9	33	18	27	1	8
Not employed	135	14	14	36	14	19	0	3	
Economic situation of the household	Current income is enough (we put money aside)	96	4	17	36	21	17	0	5
	Current income is sufficient (but we do not put money aside)	403	7	17	38	18	13	1	5
	It's rather difficult with the current income	281	9	13	37	18	17	1	6
	It's very difficult with the current income	346	10	11	31	14	26	1	6
Studies	Gymnasium/ Middle School / Primary	137	16	14	28	15	19	2	6
	High school/general secondary school	183	10	16	32	16	20	1	4
	Specialized environments	197	7	12	38	15	20	0	8
	College	220	7	15	36	17	16	1	9
	Superior	400	6	14	38	20	19	1	3
Most commonly spoken language	Romanian	606	8	15	39	18	16	0	3
	Moldavian	296	10	11	31	14	24	1	8
	Russian	196	7	15	32	19	16	4	8
	Another	40	5	15	28	13	25	0	15
Ethnicity	Moldovan	839	10	15	36	15	18	1	5
	Romanian	120	2	12	39	25	22	0	1
	Russian	33	0	9	42	12	18	6	12
	Ukrainian	66	9	8	23	18	24	3	15
	Gagauz	33	3	6	36	30	18	3	3
	Another	34	6	18	32	21	12	0	12
Support	781	9	17	38	16	15	1	5	

Moldova's accession to the EU	Oppose	310	7	8	32	18	27	1	6
-------------------------------	--------	-----	---	---	----	----	----	---	---

Annex 3.2: "To what extent do you trust the following institutions? Please rate on a scale from 1 to 5, where 1 is not at all, and 5 – a lot. If you haven't heard of any institution, please let me know. (one answer per line)" (continued)

% per row		N	Prosecution system						DK/NR
			5 - Very much	4 - Somewhat a lot	3 - Average	2 - Little	1 - Not at all	I have not heard about this institution	
Total		1143	8	14	34	18	19	0	7
Gender	Woman	605	9	16	33	18	17	0	8
	Man	538	7	13	35	17	22	1	6
Age	18-35 years	382	9	18	40	15	12	0	6
	36-55 years	394	9	14	31	19	20	0	6
	Over 55 years old	367	5	11	30	19	25	0	10
Region	North	312	8	19	31	15	21	0	6
	Center	310	10	11	35	17	17	0	9
	Chisinau	290	3	12	38	17	21	0	8
	South	231	9	15	32	23	16	0	4
Medium	Urban	531	5	14	34	17	21	0	8
	Rural	612	10	15	33	18	17	0	6
Occupation	Public/budgetary officer	105	2	14	39	23	18	0	4
	Leader / Manager	47	2	19	32	19	21	0	6
	Qualified specialist	155	7	11	43	14	19	1	6
	Skilled worker	149	9	17	38	12	16	1	7
	Unskilled worker	62	13	11	24	21	23	0	8
	Farmer in individual household	48	17	13	33	25	8	0	4
	Student	62	10	27	35	15	10	0	3
	Maternity/paternity leave	56	13	21	39	14	5	0	7
	Pensioner (age or disability)	279	5	13	28	19	26	0	9
Not employed	135	12	12	31	19	20	0	7	
Economic situation of the household	Current income is enough (we put money aside)	96	4	22	35	17	15	1	6
	Current income is sufficient (but we do not put money aside)	403	7	16	37	16	15	0	8
	It's rather difficult with the current income	281	9	14	37	19	15	0	7
	It's very difficult with the current income	346	8	11	28	18	28	0	6
Studies	Gymnasium/ Middle School / Primary	137	16	16	26	16	17	1	9
	High school/general secondary school	183	7	15	33	20	19	1	6
	Specialized environments	197	8	14	33	16	21	0	9
	College	220	6	15	35	19	18	0	6
	Superior	400	6	14	37	18	20	0	6
Most commonly spoken language	Romanian	606	7	16	39	18	15	0	5
	Moldavian	296	10	10	26	18	26	0	9
	Russian	196	7	14	32	16	20	1	10
	Another	40	0	25	33	20	18	0	5
Ethnicity	Moldovan	839	9	15	35	16	17	0	7
	Romanian	120	2	10	35	23	24	0	6
	Russian	33	0	6	33	21	21	0	18
	Ukrainian	66	6	20	26	14	24	0	11
	Gagauz	33	0	15	36	30	18	0	0

	Another	34	9	15	29	18	18	0	12
Moldova's accession to the EU	Support	781	8	16	37	17	15	0	7
	Oppose	310	8	12	27	20	27	1	6

Annex 3.3: "To what extent do you trust the following institutions? Please rate on a scale from 1 to 5, where 1 is not at all, and 5 – a lot. If you haven't heard of any institution, please let me know. (one answer per line)" (continued)

% per row		N	Police						I have not heard about this institution	DK/NR
			5 - Very much	4 - Somewhat a lot	3 - Average	2 - Little	1 - Not at all			
Total		1143	12	18	36	16	17	0	1	
Gender	Woman	605	12	19	35	15	19	0	2	
	Man	538	13	17	37	16	15	0	1	
Age	18-35 years	382	14	20	36	17	13	0	1	
	36-55 years	394	14	18	34	15	18	0	1	
	Over 55 years old	367	10	16	37	15	20	0	2	
Region	North	312	17	14	33	13	21	0	2	
	Center	310	11	20	38	15	15	0	1	
	Chisinau	290	9	22	35	17	16	0	1	
	South	231	13	15	38	17	15	0	2	
Medium	Urban	531	10	19	36	17	16	0	1	
	Rural	612	14	17	36	14	17	0	2	
Occupation	Public/budgetary officer	105	10	17	39	18	14	0	1	
	Leader / Manager	47	9	17	49	15	9	0	2	
	Qualified specialist	155	9	19	45	13	14	0	1	
	Skilled worker	149	17	19	27	21	16	0	1	
	Unskilled worker	62	16	11	44	18	11	0	0	
	Farmer in individual household	48	19	19	25	19	19	0	0	
	Student	62	15	26	35	11	13	0	0	
	Maternity/paternity leave	56	13	27	30	16	13	0	2	
	Pensioner (age or disability)	279	10	16	35	15	20	0	3	
	Not employed	135	16	13	33	13	24	0	1	
Economic situation of the household	Current income is enough (we put money aside)	96	8	28	41	10	11	0	1	
	Current income is sufficient (but we do not put money aside)	403	11	21	40	17	10	0	1	
	It's rather difficult with the current income	281	14	19	35	16	16	0	1	
	It's very difficult with the current income	346	14	12	30	14	27	0	3	
Studies	Gymnasium/ Middle School / Primary	137	19	13	34	13	16	1	4	
	High school/general secondary school	183	11	19	30	16	22	0	1	
	Specialized environments	197	13	16	28	16	24	0	2	
	College	220	14	18	39	14	15	0	1	
	Superior	400	10	20	41	17	13	0	1	
Most commonly spoken language	Romanian	606	13	20	39	15	13	0	0	
	Moldavian	296	12	14	31	17	23	0	3	
	Russian	196	13	17	33	15	19	1	2	
	Another	40	10	20	28	20	20	0	3	
Ethnicity	Moldovan	839	13	18	35	16	16	0	1	
	Romanian	120	6	23	43	14	13	0	1	

	Russian	33	9	3	45	15	21	0	6
	Ukrainian	66	11	18	26	14	27	0	5
	Gagauz	33	12	12	21	27	24	0	3
	Another	34	18	15	56	3	9	0	0
Moldova's accession to the EU	Support	781	13	21	38	13	13	0	1
	Oppose	310	12	10	29	21	26	0	2

Annex 3.4: "To what extent do you trust the following institutions? Please rate on a scale from 1 to 5, where 1 is not at all, and 5 – a lot. If you haven't heard of any institution, please let me know. (one answer per line)" (continued)

% per row		N	Lawyers					I have not heard about this institution	DK/NR
			5 - Very much	4 - Somewhat a lot	3 - Average	2 - Little	1 - Not at all		
Total		1143	13	22	32	15	13	0	5
Gender	Woman	605	15	22	31	14	12	0	6
	Man	538	11	22	33	16	14	0	5
Age	18-35 years	382	17	31	32	10	7	0	4
	36-55 years	394	13	18	32	18	15	0	3
	Over 55 years old	367	8	17	31	17	17	0	9
Region	North	312	13	20	30	16	14	0	7
	Center	310	15	19	35	13	14	0	4
	Chisinau	290	10	30	32	14	9	0	4
	South	231	13	19	29	17	16	0	6
Medium	Urban	531	11	25	33	14	11	0	6
	Rural	612	14	20	31	16	14	0	5
Occupation	Public/budgetary officer	105	9	20	42	14	11	0	4
	Leader / Manager	47	9	21	45	17	9	0	0
	Qualified specialist	155	6	30	30	17	12	0	3
	Skilled worker	149	17	19	32	14	11	0	7
	Unskilled worker	62	24	16	26	23	10	0	2
	Farmer in individual household	48	17	17	23	23	10	0	10
	Student	62	16	47	24	13	0	0	0
	Maternity/paternity leave	56	18	23	39	11	5	0	4
	Pensioner (age or disability)	279	9	16	31	15	19	0	10
Not employed	135	18	23	27	11	19	1	2	
Economic situation of the household	Current income is enough (we put money aside)	96	10	28	41	13	4	0	4
	Current income is sufficient (but we do not put money aside)	403	11	27	34	14	8	0	5
	It's rather difficult with the current income	281	11	23	32	15	14	0	5
	It's very difficult with the current income	346	17	14	26	16	20	0	6
Studies	Gymnasium/ Middle School / Primary	137	20	15	26	15	17	1	6
	High school/general secondary school	183	13	23	27	14	17	0	5
	Specialized environments	197	18	19	31	15	12	0	5
	College	220	11	22	35	16	9	0	7
	Superior	400	9	25	34	15	13	0	4
Most commonl	Romanian	606	12	24	36	15	10	0	3
	Moldavian	296	16	16	25	15	20	0	9
	Russian	196	11	26	28	15	12	1	8

Language spoken	Another	40	10	23	28	18	13	0	10
Ethnicity	Moldovan	839	15	23	31	13	13	0	4
	Romanian	120	3	18	39	24	12	0	3
	Russian	33	6	18	24	18	15	0	18
	Ukrainian	66	9	15	41	11	8	0	17
	Gagauz	33	3	21	15	33	24	0	3
Moldova's accession to the EU	Another	34	18	24	29	18	6	0	6
	Support	781	13	25	33	14	11	0	4
	Oppose	310	13	16	29	16	18	0	7

Annex 4.1: "What is your opinion? about each of the following legal professions? Please indicate whether you have a very positive, somewhat positive, somewhat negative or very negative opinion. (one answer per line)"

% per row		Judges					
		N	Very positive	Somewhat positive	Somewhat negative	Very negative	DK/NR
Total		1143	12	46	25	12	5
Gender	Woman	605	13	48	25	10	5
	Man	538	12	45	24	15	5
Age	18-35 years	382	17	51	22	7	3
	36-55 years	394	11	47	26	12	4
	Over 55 years old	367	8	41	25	17	8
Region	North	312	14	46	22	13	5
	Center	310	11	47	21	15	5
	Chisinau	290	11	42	30	12	4
	South	231	11	51	26	8	3
Medium	Urban	531	11	46	27	11	5
	Rural	612	13	47	23	13	5
Occupation	Public/budgetary officer	105	10	51	28	8	4
	Leader / Manager	47	9	40	36	13	2
	Qualified specialist	155	12	46	28	11	4
	Skilled worker	149	14	52	15	14	5
	Unskilled worker	62	6	60	18	11	5
	Farmer in individual household	48	17	33	27	13	10
	Student	62	24	58	15	3	0
	Maternity/paternity leave	56	18	55	25	2	0
	Pensioner (age or disability)	279	8	41	26	18	7
Not employed	135	13	41	30	12	3	
Economic situation of the household	Current income is enough (we put money aside)	96	18	42	27	8	5
	Current income is sufficient (but we do not put money aside)	403	13	48	27	8	4
	It's rather difficult with the current income	281	11	50	23	11	4
	It's very difficult with the current income	346	10	43	22	18	6
Studies	Gymnasium/ Middle School / Primary	137	17	47	17	14	6
	High school/general secondary school	183	15	44	24	13	3
	Specialized environments	197	10	48	26	12	5
	College	220	8	54	23	10	6
	Superior	400	13	42	29	12	5
Most commonly spoken language	Romanian	606	13	48	27	10	3
	Moldavian	296	15	45	17	16	7
	Russian	196	9	43	31	10	7
	Another	40	0	50	23	20	8
Ethnicity	Moldovan	839	14	48	23	11	4

	Romanian	120	9	39	32	16	4
	Russian	33	9	33	24	24	9
	Ukrainian	66	5	44	27	11	14
	Gagauz	33	3	30	45	15	6
	Others	34	9	65	21	3	3
Moldova's accession to the EU	Support	781	13	48	24	10	4
	Oppose	310	10	41	27	16	6

Annex 4.2: "What is your opinion? about each of the following legal professions? Please indicate whether you have a very positive, somewhat positive, somewhat negative or very negative opinion. (one answer per line)" (continued)

% per row		Prosecutors					
		N	Very positive	Somewh at positive	Somewh at negative	Very negative	DK/NR
Total		1143	12	46	24	13	6
Gender	Woman	605	12	47	22	12	7
	Man	538	11	45	26	14	4
Age	18-35 years	382	13	51	25	9	3
	36-55 years	394	12	47	23	13	5
	Over 55 years old	367	10	40	25	18	8
Region	North	312	14	46	19	15	7
	Center	310	11	48	22	14	5
	Chisinau	290	12	41	32	12	4
	South	231	9	49	25	12	5
Medium	Urban	531	12	45	27	12	4
	Rural	612	11	46	22	14	7
Occupation	Public/budgetary officer	105	10	52	22	14	2
	Leader / Manager	47	11	34	36	15	4
	Qualified specialist	155	7	54	25	10	5
	Skilled worker	149	13	50	18	13	5
	Unskilled worker	62	8	48	26	8	10
	Farmer in individual household	48	15	40	29	8	8
	Student	62	19	55	21	5	0
	Maternity/paternity leave	56	20	46	21	7	5
	Pensioner (age or disability)	279	10	38	26	17	9
	Not employed	135	13	48	19	18	2
Economic situation of the household	Current income is enough (we put money aside)	96	19	46	22	9	4
	Current income is sufficient (but we do not put money aside)	403	12	50	24	10	5
	It's rather difficult with the current income	281	9	48	26	11	5
	It's very difficult with the current income	346	11	40	23	19	7
Studies	Gymnasium/ Middle School / Primary	137	14	49	17	15	5
	High school/general secondary school	183	12	48	25	11	5
	Specialized environments	197	10	43	27	14	6
	College	220	11	45	21	13	10
	Superior	400	12	46	27	13	3
Most commonly spoken language	Romanian	606	11	51	24	11	3
	Moldavian	296	15	39	21	17	9
	Russian	196	10	41	29	14	7
	Another	40	5	43	25	18	10
Ethnicity	Moldovan	839	13	47	23	12	5
	Romanian	120	11	40	28	16	6
	Russian	33	6	33	30	24	6
	Ukrainian	66	9	47	17	18	9
	Gagauz	33	0	36	42	18	3
	Others	34	3	56	32	3	6
Moldova's accession to the EU	Support	781	13	48	24	11	4
	Oppose	310	9	39	26	18	8

Annex 4.3: "What is your opinion? about each of the following legal professions? Please indicate whether you have a very positive, somewhat positive, somewhat negative or very negative opinion. (one answer per line)" (continued)

% per row		CNA collaborators					
		N	Very positive	Somewh at positive	Somewh at negative	Very negative	DK/NR
Total		1143	17	39	20	14	10
Gender	Woman	605	15	41	20	15	10
	Man	538	20	38	19	13	10
Age	18-35 years	382	24	42	19	9	6
	36-55 years	394	15	38	19	17	11
	Over 55 years old	367	13	38	21	16	13
Region	North	312	22	40	14	14	9
	Center	310	16	44	19	13	7
	Chisinau	290	16	34	26	14	10
	South	231	15	38	19	14	14
Medium	Urban	531	18	35	22	15	10
	Rural	612	17	43	17	13	10
Occupation	Public/budgetary officer	105	15	50	18	6	11
	Leader / Manager	47	13	36	26	15	11
	Qualified specialist	155	15	39	21	15	10
	Skilled worker	149	19	33	19	18	11
	Unskilled worker	62	15	44	18	11	13
	Farmer in individual household	48	19	35	15	15	17
	Student	62	32	47	16	3	2
	Maternity/paternity leave	56	18	52	16	13	2
	Pensioner (age or disability)	279	12	38	21	16	13
	Not employed	135	24	35	17	18	6
Economic situation of the household	Current income is enough (we put money aside)	96	23	42	17	11	7
	Current income is sufficient (but we do not put money aside)	403	20	43	20	8	9
	It's rather difficult with the current income	281	14	44	18	11	12
	It's very difficult with the current income	346	16	30	21	23	10
Studies	Gymnasium/ Middle School / Primary	137	23	35	12	18	11
	High school/general secondary school	183	17	42	20	10	11
	Specialized environments	197	17	39	21	16	7
	College	220	15	41	19	14	11
	Superior	400	17	39	21	14	10
Most commonly spoken language	Romanian	606	18	46	19	10	7
	Moldavian	296	19	33	17	18	13
	Russian	196	15	28	25	18	14
	Another	40	10	33	23	18	18
Ethnicity	Moldovan	839	20	40	18	12	9
	Romanian	120	9	48	19	13	10
	Russian	33	12	33	21	24	9
	Ukrainian	66	8	38	23	17	15
	Gagauz	33	6	18	36	24	15
	Others	34	18	24	24	21	15
Moldova's accession to the EU	Support	781	19	43	18	10	10
	Oppose	310	14	31	22	24	10

Annex 4.4: "What is your opinion? about each of the following legal professions? Please indicate whether you have a very positive, somewhat positive, somewhat negative or very negative opinion. (one answer per line)" (continued)

% per row		Police					DK/NR
		N	Very positive	Somewhat positive	Somewhat negative	Very negative	
Total		1143	18	53	18	10	1
Gender	Woman	605	17	52	20	10	1
	Man	538	19	54	17	10	1
Age	18-35 years	382	21	52	17	8	2
	36-55 years	394	17	54	18	10	1
	Over 55 years old	367	15	52	20	11	2
Region	North	312	19	50	18	11	2
	Center	310	18	55	16	10	1
	Chisinau	290	16	52	19	10	2
	South	231	17	54	19	9	1
Medium	Urban	531	16	53	20	10	2
	Rural	612	19	53	17	10	1
Occupation	Public/budgetary officer	105	18	55	19	8	0
	Leader / Manager	47	15	47	28	9	2
	Qualified specialist	155	14	58	17	9	1
	Skilled worker	149	19	56	15	9	1
	Unskilled worker	62	26	55	13	6	0
	Farmer in individual household	48	19	44	21	15	2
	Student	62	21	53	18	8	0
	Maternity/paternity leave	56	25	55	14	5	0
	Pensioner (age or disability)	279	15	51	20	11	3
	Not employed	135	16	45	21	16	2
Economic situation of the household	Current income is enough (we put money aside)	96	24	60	13	2	1
	Current income is sufficient (but we do not put money aside)	403	19	56	18	6	1
	It's rather difficult with the current income	281	15	54	20	10	1
	It's very difficult with the current income	346	16	46	19	16	3
Studies	Gymnasium/ Middle School / Primary	137	26	46	13	12	3
	High school/general secondary school	183	19	51	21	8	1
	Specialized environments	197	13	53	21	12	1
	College	220	19	51	17	10	2
	Superior	400	16	56	18	9	1
Most commonly spoken language	Romanian	606	17	58	17	8	1
	Moldavian	296	19	45	21	14	2
	Russian	196	19	48	19	11	3
	Another	40	13	55	18	13	3
Ethnicity	Moldovan	839	18	53	18	9	1
	Romanian	120	18	55	16	8	3
	Russian	33	12	45	21	15	6
	Ukrainian	66	17	44	15	20	5
	Gagauz	33	9	55	24	12	0
	Others	34	24	59	18	0	0
Moldova's accession to the EU	Support	781	20	55	17	7	1
	Oppose	310	15	45	22	17	2

Annex 4.5: "What is your opinion? about each of the following legal professions? Please indicate whether you have a very positive, somewhat positive, somewhat negative or very negative opinion. (one answer per line)" (continued)

% per row		Lawyers					
		N	Very positive	Somewh at positive	Somewh at negative	Very negative	DK/NR
Total		1143	17	55	15	9	4
Gender	Woman	605	20	54	15	7	5
	Man	538	15	56	15	10	3
Age	18-35 years	382	23	59	11	5	2
	36-55 years	394	16	54	18	9	3
	Over 55 years old	367	13	51	16	12	8
Region	North	312	19	53	15	9	4
	Center	310	18	52	16	10	5
	Chisinau	290	18	60	14	6	3
	South	231	15	55	15	10	4
Medium	Urban	531	17	58	14	8	4
	Rural	612	18	53	15	9	4
Occupation	Public/budgetary officer	105	10	69	10	9	2
	Leader / Manager	47	11	62	17	4	6
	Qualified specialist	155	14	54	20	9	3
	Skilled worker	149	22	52	17	5	3
	Unskilled worker	62	19	61	10	8	2
	Farmer in individual household	48	17	52	15	10	6
	Student	62	31	61	8	0	0
	Maternity/paternity leave	56	27	61	11	2	0
	Pensioner (age or disability)	279	13	51	15	12	9
Not employed	135	21	50	13	13	2	
Economic situation of the household	Current income is enough (we put money aside)	96	28	60	7	1	3
	Current income is sufficient (but we do not put money aside)	403	17	60	14	5	4
	It's rather difficult with the current income	281	15	58	16	8	2
	It's very difficult with the current income	346	18	46	16	14	5
Studies	Gymnasium/ Middle School / Primary	137	26	45	11	16	1
	High school/general secondary school	183	19	56	14	7	4
	Specialized environments	197	19	53	17	7	4
	College	220	14	58	15	7	6
	Superior	400	15	57	15	9	4
Most commonly spoken language	Romanian	606	17	59	15	8	2
	Moldavian	296	21	50	13	10	6
	Russian	196	16	51	20	8	5
	Another	40	13	55	10	13	10
Ethnicity	Moldovan	839	19	56	13	8	3
	Romanian	120	13	53	22	8	4
	Russian	33	3	55	18	12	12
	Ukrainian	66	17	55	15	5	9
	Gagauz	33	6	52	21	15	6
	Others	34	21	50	21	6	3
Moldova's accession to the EU	Support	781	19	56	14	8	4
	Oppose	310	15	52	18	11	5

Annex 4.6: "What is your opinion? about each of the following legal professions? Please indicate whether you have a very positive, somewhat positive, somewhat negative or very negative opinion. (one answer per line)" (continued)

% per row		Civil servants					
		N	Very positive	Somewhat positive	Somewhat negative	Very negative	DK/NR
Total		1143	16	55	17	7	4
Gender	Woman	605	15	56	17	8	4
	Man	538	19	54	17	6	4
Age	18-35 years	382	19	60	13	6	3
	36-55 years	394	18	55	19	6	3
	Over 55 years old	367	12	50	20	10	8
Region	North	312	20	51	18	7	5
	Center	310	16	56	18	6	5
	Chisinau	290	14	58	17	8	3
	South	231	16	55	16	9	4
Medium	Urban	531	14	56	18	8	4
	Rural	612	19	53	17	6	5
Occupation	Public/budgetary officer	105	17	64	10	5	5
	Leader / Manager	47	11	68	17	2	2
	Qualified specialist	155	17	57	17	6	3
	Skilled worker	149	22	52	14	9	3
	Unskilled worker	62	16	55	16	11	2
	Farmer in individual household	48	21	48	25	4	2
	Student	62	16	66	13	3	2
	Maternity/paternity leave	56	18	64	11	5	2
	Pensioner (age or disability)	279	11	51	20	8	9
	Not employed	135	19	45	22	10	4
Economic situation of the household	Current income is enough (we put money aside)	96	23	55	16	3	3
	Current income is sufficient (but we do not put money aside)	403	16	63	15	3	3
	It's rather difficult with the current income	281	17	57	17	6	3
	It's very difficult with the current income	346	15	44	20	13	7
Studies	Gymnasium/ Middle School / Primary	137	21	50	16	9	4
	High school/general secondary school	183	18	52	20	7	3
	Specialized environments	197	19	49	17	7	7
	College	220	11	57	18	9	5
	Superior	400	16	60	16	6	3
Most commonly spoken language	Romanian	606	15	61	17	5	2
	Moldavian	296	22	46	17	7	8
	Russian	196	15	48	21	11	4
	Another	40	10	60	13	10	8
Ethnicity	Moldovan	839	18	56	16	7	3
	Romanian	120	13	60	18	5	4
	Russian	33	15	39	24	12	9
	Ukrainian	66	11	52	20	12	6
	Gagauz	33	6	48	21	15	9
	Others	34	18	59	18	6	0
Moldova's accession to the EU	Support	781	17	60	15	4	3
	Oppose	310	15	44	23	13	5

Annex 4.7: "What is your opinion? about each of the following legal professions? Please indicate whether you have a very positive, somewhat positive, somewhat negative or very negative opinion. (one answer per line)" (continued)

% per row		Politicians					DK/NR
		N	Very positive	Somewhat positive	Somewhat negative	Very negative	
Total		1143	7	29	33	27	4
Gender	Woman	605	8	30	31	27	4
	Man	538	7	29	34	26	4
Age	18-35 years	382	5	29	35	28	3
	36-55 years	394	7	27	34	29	4
	Over 55 years old	367	10	32	29	23	6
Region	North	312	7	28	35	26	4
	Center	310	6	32	30	29	3
	Chisinau	290	6	29	36	26	4
	South	231	10	28	30	26	6
Medium	Urban	531	6	28	34	27	5
	Rural	612	8	30	32	26	4
Occupation	Public/budgetary officer	105	4	31	32	29	4
	Leader / Manager	47	0	30	43	23	4
	Qualified specialist	155	3	28	38	28	3
	Skilled worker	149	6	32	31	26	5
	Unskilled worker	62	8	35	34	18	5
	Farmer in individual household	48	8	19	35	35	2
	Student	62	3	26	48	23	0
	Maternity/paternity leave	56	13	30	29	25	4
	Pensioner (age or disability)	279	11	30	26	26	7
	Not employed	135	7	28	35	27	2
Economic situation of the household	Current income is enough (we put money aside)	96	8	39	30	21	2
	Current income is sufficient (but we do not put money aside)	403	7	33	35	22	3
	It's rather difficult with the current income	281	7	30	35	23	5
	It's very difficult with the current income	346	8	22	30	36	5
Studies	Gymnasium/ Middle School / Primary	137	12	26	26	32	4
	High school/general secondary school	183	7	28	40	21	4
	Specialized environments	197	7	31	28	28	6
	College	220	5	30	35	25	5
	Superior	400	7	30	33	27	4
Most commonly spoken language	Romanian	606	7	36	33	22	2
	Moldavian	296	11	23	29	31	5
	Russian	196	3	19	38	33	8
	Another	40	3	18	33	35	13
Ethnicity	Moldovan	839	8	31	32	26	3
	Romanian	120	8	38	32	18	5
	Russian	33	3	6	45	39	6
	Ukrainian	66	0	20	36	33	11
	Gagauz	33	3	18	39	33	6
	Others	34	3	26	32	29	9
Moldova's accession to the EU	Support	781	8	37	33	19	3
	Oppose	310	5	13	30	45	6

Annex 5.1: "Please tell me if you have more, less, or as much trust in judges and prosecutors who are... (one answer per line)"

% per row		Women				
		N	More trust	Same	Less trust	DK/NR
Total		1143	26	51	21	2
Gender	Woman	605	28	49	21	2
	Man	538	24	54	20	1
Age	18-35 years	382	23	63	14	1
	36-55 years	394	25	52	22	2
	Over 55 years old	367	32	39	26	3
Region	North	312	26	48	22	3
	Center	310	29	47	23	1
	Chisinau	290	17	62	19	2
	South	231	35	47	17	1
Medium	Urban	531	19	58	21	2
	Rural	612	32	45	21	2
Occupation	Public/budgetary officer	105	21	62	16	1
	Leader / Manager	47	23	60	17	0
	Qualified specialist	155	14	64	21	1
	Skilled worker	149	23	52	23	2
	Unskilled worker	62	21	56	19	3
	Farmer in individual household	48	25	60	13	2
	Student	62	34	61	5	0
	Maternity/paternity leave	56	29	55	14	2
	Pensioner (age or disability)	279	33	36	27	4
	Not employed	135	33	43	22	1
Economic situation of the household	Current income is enough (we put money aside)	96	23	64	14	0
	Current income is sufficient (but we do not put money aside)	403	24	60	14	1
	It's rather difficult with the current income	281	26	49	23	2
	It's very difficult with the current income	346	29	40	28	3
Studies	Gymnasium/ Middle School / Primary	137	36	36	26	1
	High school/general secondary school	183	30	46	23	1
	Specialized environments	197	28	45	24	3
	College	220	26	53	19	2
	Superior	400	20	61	17	2
Most commonly spoken language	Romanian	606	26	52	20	1
	Moldavian	296	27	44	25	4
	Russian	196	22	60	17	1
	Another	40	38	48	15	0
Ethnicity	Moldovan	839	26	51	20	2
	Romanian	120	23	48	28	1
	Russian	33	21	58	12	9
	Ukrainian	66	26	58	17	0
	Gagauz	33	30	55	15	0
	Others	34	29	53	18	0
Moldova's accession to the EU	Support	781	28	52	18	2
	Oppose	310	22	50	27	2

Annex 5.2: "Please tell me if you have more, less, or as much trust in judges and prosecutors who are... (one answer per line)" (continued)

% per row		Men				
		N	More trust	Same	Less trust	DK/NR
Total		1143	17	56	26	2
Gender	Woman	605	17	56	25	2
	Man	538	16	56	27	1
Age	18-35 years	382	15	65	19	1
	36-55 years	394	16	56	26	1
	Over 55 years old	367	18	46	34	3
Region	North	312	20	49	28	2
	Center	310	17	55	27	1
	Chisinau	290	13	65	21	2
	South	231	16	55	28	1
Medium	Urban	531	14	63	21	2
	Rural	612	19	50	30	2
Occupation	Public/budgetary officer	105	12	63	25	0
	Leader / Manager	47	17	55	26	2
	Qualified specialist	155	14	68	17	1
	Skilled worker	149	20	56	23	1
	Unskilled worker	62	15	61	23	2
	Farmer in individual household	48	13	67	19	2
	Student	62	16	60	24	0
	Maternity/paternity leave	56	16	57	27	0
	Pensioner (age or disability)	279	17	45	35	3
	Not employed	135	21	50	27	1
Economic situation of the household	Current income is enough (we put money aside)	96	14	63	24	0
	Current income is sufficient (but we do not put money aside)	403	12	63	24	1
	It's rather difficult with the current income	281	16	54	28	2
	It's very difficult with the current income	346	23	48	27	2
Studies	Gymnasium/ Middle School / Primary	137	20	50	28	1
	High school/general secondary school	183	21	52	27	1
	Specialized environments	197	19	50	30	1
	College	220	16	51	30	3
	Superior	400	12	65	21	2
Most commonly spoken language	Romanian	606	16	57	26	1
	Moldavian	296	19	50	28	3
	Russian	196	15	61	22	2
	Another	40	18	58	23	3
Ethnicity	Moldovan	839	17	56	25	2
	Romanian	120	15	49	35	1
	Russian	33	9	58	27	6
	Ukrainian	66	14	61	24	2
	Gagauz	33	18	58	24	0
	Others	34	9	59	29	3
Moldova's accession to the EU	Support	781	16	56	27	1
	Oppose	310	19	54	25	2

Annex 5.3: "Please tell me if you have more, less or as much trust in judges and prosecutors who are ... (one answer per line)" (continued)

% per row		Young				
		N	More trust	Same	Less trust	DK/NR
Total		1143	35	34	28	3
Gender	Woman	605	33	33	31	4
	Man	538	38	34	25	3
Age	18-35 years	382	27	43	28	1
	36-55 years	394	36	34	27	3
	Over 55 years old	367	43	22	29	6
Region	North	312	34	34	27	5
	Center	310	37	29	32	3
	Chisinau	290	33	39	25	3
	South	231	36	32	29	3
Medium	Urban	531	32	38	26	4
	Rural	612	38	29	29	3
Occupation	Public/budgetary officer	105	32	41	26	1
	Leader / Manager	47	32	43	21	4
	Qualified specialist	155	29	43	24	4
	Skilled worker	149	33	36	29	3
	Unskilled worker	62	24	37	37	2
	Farmer in individual household	48	31	44	21	4
	Student	62	34	47	19	0
	Maternity/paternity leave	56	23	27	48	2
	Pensioner (age or disability)	279	46	19	29	6
	Not employed	135	32	31	35	2
Economic situation of the household	Current income is enough (we put money aside)	96	36	35	28	0
	Current income is sufficient (but we do not put money aside)	403	36	38	23	2
	It's rather difficult with the current income	281	32	35	29	4
	It's very difficult with the current income	346	36	27	34	4
Studies	Gymnasium/ Middle School / Primary	137	30	27	39	4
	High school/general secondary school	183	37	31	31	1
	Specialized environments	197	30	33	33	4
	College	220	35	33	29	3
	Superior	400	38	38	20	4
Most commonly spoken language	Romanian	606	41	34	23	3
	Moldavian	296	30	31	34	5
	Russian	196	25	36	36	3
	Another	40	35	38	25	3
Ethnicity	Moldovan	839	35	33	28	4
	Romanian	120	48	28	23	1
	Russian	33	21	42	30	6
	Ukrainian	66	24	41	30	5
	Gagauz	33	33	36	27	3
	Others	34	21	38	41	0
Moldova's accession to the EU	Support	781	39	35	23	3
	Oppose	310	27	30	39	4

Annex 5.4: "Please tell me if you have more, less or as much trust in judges and prosecutors who are ... (one answer per line)" (continued)

% per row		Ethnic minorities (Gagauz, Bulgarians, etc.)				
		N	More trust	Same	Less trust	DK/NR
Total		1143	9	56	28	7
Gender	Woman	605	10	54	28	8
	Man	538	8	59	29	5
Age	18-35 years	382	8	62	26	4
	36-55 years	394	6	60	26	8
	Over 55 years old	367	13	46	33	8
Region	North	312	7	53	31	9
	Center	310	10	50	33	7
	Chisinau	290	6	68	23	3
	South	231	14	54	26	7
Medium	Urban	531	9	63	24	5
	Rural	612	9	50	32	8
Occupation	Public/budgetary officer	105	5	61	26	9
	Leader / Manager	47	6	72	17	4
	Qualified specialist	155	6	68	22	3
	Skilled worker	149	13	53	27	7
	Unskilled worker	62	3	55	31	11
	Farmer in individual household	48	4	60	23	13
	Student	62	10	60	31	0
	Maternity/paternity leave	56	4	59	32	5
	Pensioner (age or disability)	279	14	44	34	8
	Not employed	135	11	51	31	7
Economic situation of the household	Current income is enough (we put money aside)	96	5	64	30	1
	Current income is sufficient (but we do not put money aside)	403	9	57	29	5
	It's rather difficult with the current income	281	8	63	24	5
	It's very difficult with the current income	346	11	47	31	11
Studies	Gymnasium/ Middle School / Primary	137	9	41	40	9
	High school/general secondary school	183	11	49	32	8
	Specialized environments	197	9	55	30	6
	College	220	10	56	27	6
	Superior	400	7	65	22	6
Most commonly spoken language	Romanian	606	7	55	32	6
	Moldavian	296	8	48	34	9
	Russian	196	13	70	12	5
	Another	40	23	63	8	8
Ethnicity	Moldovan	839	8	55	30	6
	Romanian	120	4	54	36	6
	Russian	33	9	76	9	6
	Ukrainian	66	12	70	15	3
	Gagauz	33	27	52	12	9
	Others	34	18	62	12	9
Moldova's accession to the EU	Support	781	7	55	32	6
	Oppose	310	13	60	21	6

Annex 6.1: "I am going to read some descriptions for the activity of Moldovan courts, and please assess to what extent you agree or disagree with them. Moldovan courts... (one answer per line)"

% per row		... are fair (based on justice and truth)					
		N	Totally agree	Somewh at agree	Somewh at ..	Strongly agree	DK/NR
Total		1143	13	35	32	16	3
Gender	Woman	605	14	36	32	15	4
	Man	538	12	35	33	17	2
Age	18-35 years	382	15	43	29	12	1
	36-55 years	394	12	32	35	18	2
	Over 55 years old	367	13	30	32	19	6
Region	North	312	15	32	30	18	5
	Center	310	16	36	29	16	3
	Chisinau	290	8	38	35	17	3
	South	231	13	35	36	14	2
Medium	Urban	531	8	37	34	18	3
	Rural	612	17	34	31	15	3
Occupation	Public/budgetary officer	105	12	42	34	11	0
	Leader / Manager	47	6	34	43	17	0
	Qualified specialist	155	9	38	35	15	3
	Skilled worker	149	14	38	26	21	1
	Unskilled worker	62	18	42	24	13	3
	Farmer in individual household	48	17	29	33	17	4
	Student	62	16	44	29	10	2
	Maternity/paternity leave	56	13	41	30	14	2
	Pensioner (age or disability)	279	12	29	33	20	6
Not employed	135	18	28	34	16	4	
Economic situation of the household	Current income is enough (we put money aside)	96	11	47	31	10	0
	Current income is sufficient (but we do not put money aside)	403	12	37	36	12	3
	It's rather difficult with the current income	281	12	34	34	16	4
	It's very difficult with the current income	346	16	31	28	22	4
Studies	Gymnasium/ Middle School / Primary	137	21	34	28	11	7
	High school/general secondary school	183	20	37	27	14	3
	Specialized environments	197	16	33	28	19	4
	College	220	10	38	32	17	3
Most commonly spoken language	Superior	400	8	34	38	18	2
	Romanian	606	12	37	35	15	1
	Moldavian	296	19	33	25	18	4
	Russian	196	9	34	36	16	6
	Another	40	8	25	28	33	8
Ethnicity	Moldovan	839	15	36	31	15	3
	Romanian	120	4	35	42	19	0
	Russian	33	9	24	45	18	3
	Ukrainian	66	8	30	26	26	11
	Gagauz	33	3	27	42	21	6
	Others	34	18	38	24	18	3
Moldova's accession to the EU	Support	781	14	39	31	13	3
	Oppose	310	11	25	37	24	3

Annex 6.2: "I am going to read some descriptions for the activity of Moldovan courts, and please assess to what extent you agree or disagree with them. Moldovan courts... (one answer per line)" (continued)

% per row		... are transparent (there are no things intentionally hiding from citizens)					
		N	Totally agree	Somewh at agree	Somewh at	Strongly agree	DK/NR
Total		1143	10	24	37	23	5
Gender	Woman	605	9	26	37	24	5
	Man	538	12	23	37	23	5
Age	18-35 years	382	13	24	37	22	3
	36-55 years	394	10	24	38	23	5
	Over 55 years old	367	8	25	35	25	7
Region	North	312	11	24	36	23	6
	Center	310	12	30	35	20	4
	Chisinau	290	8	20	40	27	4
	South	231	11	23	37	23	5
Medium	Urban	531	8	23	38	27	4
	Rural	612	13	26	36	20	5
Occupation	Public/budgetary officer	105	10	28	40	18	5
	Leader / Manager	47	11	28	43	17	2
	Qualified specialist	155	8	28	37	24	3
	Skilled worker	149	13	23	38	23	3
	Unskilled worker	62	11	23	32	27	6
	Farmer in individual household	48	13	27	31	21	8
	Student	62	10	24	47	15	5
	Maternity/paternity leave	56	11	23	39	23	4
	Pensioner (age or disability)	279	8	25	34	26	7
	Not employed	135	12	21	36	27	4
Economic situation of the household	Current income is enough (we put money aside)	96	17	23	38	18	5
	Current income is sufficient (but we do not put money aside)	403	10	26	41	18	5
	It's rather difficult with the current income	281	8	28	43	17	4
	It's very difficult with the current income	346	12	21	27	34	5
Studies	Gymnasium/ Middle School / Primary	137	18	23	30	20	9
	High school/general secondary school	183	11	27	34	24	4
	Specialized environments	197	11	25	34	26	5
	College	220	10	24	44	17	5
	Superior	400	8	24	39	25	4
Most commonly spoken language	Romanian	606	9	28	39	20	3
	Moldavian	296	14	19	34	27	6
	Russian	196	9	22	37	24	7
	Another	40	8	25	23	38	8
Ethnicity	Moldovan	839	11	25	37	23	4
	Romanian	120	6	29	44	19	2
	Russian	33	9	18	36	27	9
	Ukrainian	66	8	20	30	29	14
	Gagauz	33	9	21	36	30	3
	Others	34	21	15	32	24	9
Moldova's accession to the EU	Support	781	12	27	38	20	4
	Oppose	310	8	20	36	31	4

Annex 6.3: "I am going to read some descriptions for the activity of Moldovan courts, and please assess to what extent you agree or disagree with them. Moldovan courts... (one answer per line)" (continued)

% per row		... serve the public interest / Defend the interests of citizens					
		N	Totally agree	Somewh at agree	Somewh at	Strongly agree	DK/NR
Total		1143	17	36	27	18	2
Gender	Woman	605	18	35	27	19	2
	Man	538	15	36	28	18	2
Age	18-35 years	382	18	42	25	14	1
	36-55 years	394	15	33	31	19	2
	Over 55 years old	367	16	32	26	23	3
Region	North	312	18	33	26	20	3
	Center	310	18	40	22	17	3
	Chisinau	290	12	38	31	19	1
	South	231	18	30	32	19	1
Medium	Urban	531	13	36	30	20	2
	Rural	612	20	36	26	17	1
Occupation	Public/budgetary officer	105	13	43	27	16	1
	Leader / Manager	47	9	34	43	15	0
	Qualified specialist	155	11	40	28	19	1
	Skilled worker	149	19	34	25	19	3
	Unskilled worker	62	19	39	23	18	2
	Farmer in individual household	48	17	27	31	19	6
	Student	62	24	35	35	5	0
	Maternity/paternity leave	56	21	39	27	13	0
	Pensioner (age or disability)	279	16	32	27	22	3
	Not employed	135	19	35	22	22	1
Economic situation of the household	Current income is enough (we put money aside)	96	20	41	27	11	1
	Current income is sufficient (but we do not put money aside)	403	15	40	29	14	2
	It's rather difficult with the current income	281	16	36	32	15	1
	It's very difficult with the current income	346	19	30	22	27	2
Studies	Gymnasium/ Middle School / Primary	137	26	33	23	17	1
	High school/general secondary school	183	22	36	26	15	1
	Specialized environments	197	17	36	22	22	3
	College	220	15	36	30	17	1
	Superior	400	11	37	31	20	2
Most commonly spoken language	Romanian	606	14	42	29	14	1
	Moldavian	296	25	28	20	24	4
	Russian	196	14	28	35	20	3
	Another	40	8	35	25	30	3
Ethnicity	Moldovan	839	18	37	26	17	2
	Romanian	120	9	38	33	18	1
	Russian	33	9	21	33	36	0
	Ukrainian	66	15	30	29	20	6
	Gagauz	33	9	33	21	33	3
	Others	34	24	24	38	15	0
Moldova's accession to the EU	Support	781	18	41	26	14	1
	Oppose	310	12	24	32	29	3

Annex 6.4: "I am going to read some descriptions for the activity of Moldovan courts, and please assess to what extent you agree or disagree with them. Moldovan courts... (one answer per line)" (continued)

% per row		... are accessible to everyone – there are no obstacles to the right to benefit from justice					
		N	Totally agree	Somewh at agree	Somewh at ..	Strongly agree	DK/NR
Total		1143	25	38	20	12	5
Gender	Woman	605	27	38	20	10	5
	Man	538	23	38	21	14	4
Age	18-35 years	382	26	42	21	9	1
	36-55 years	394	25	36	21	13	5
	Over 55 years old	367	25	35	19	13	8
Region	North	312	28	32	21	13	6
	Center	310	25	40	21	9	5
	Chisinau	290	19	42	24	13	2
	South	231	29	38	15	12	7
Medium	Urban	531	22	39	21	13	5
	Rural	612	28	37	20	10	5
Occupation	Public/budgetary officer	105	22	47	18	11	2
	Leader / Manager	47	21	51	19	9	0
	Qualified specialist	155	21	39	21	14	5
	Skilled worker	149	25	35	24	13	3
	Unskilled worker	62	26	29	23	15	8
	Farmer in individual household	48	31	40	19	2	8
	Student	62	32	45	16	6	0
	Maternity/paternity leave	56	36	39	20	4	2
	Pensioner (age or disability)	279	24	35	20	12	9
Not employed	135	26	36	20	16	3	
Economic situation of the household	Current income is enough (we put money aside)	96	24	48	15	9	4
	Current income is sufficient (but we do not put money aside)	403	27	40	21	7	4
	It's rather difficult with the current income	281	17	43	24	12	3
	It's very difficult with the current income	346	30	29	17	17	7
Studies	Gymnasium/ Middle School / Primary	137	34	31	18	10	7
	High school/general secondary school	183	28	34	22	12	4
	Specialized environments	197	22	38	19	14	6
	College	220	21	41	22	10	6
	Superior	400	25	41	20	12	3
Most commonly spoken language	Romanian	606	25	40	23	10	2
	Moldavian	296	28	34	15	15	8
	Russian	196	22	38	23	12	4
	Another	40	20	40	8	10	23
Ethnicity	Moldovan	839	26	39	19	12	4
	Romanian	120	22	39	27	12	1
	Russian	33	21	27	30	18	3
	Ukrainian	66	24	41	20	6	9
	Gagauz	33	30	39	12	9	9
	Others	34	21	32	21	18	9
Moldova's accession to the EU	Support	781	27	40	20	10	3
	Oppose	310	20	36	21	16	7

Annex 6.5: "I am going to read some descriptions for the activity of Moldovan courts, and please assess to what extent you agree or disagree with them. Moldovan courts... (one answer per line)" (continued)

% per row		... are effective – they give results					
		N	Totally agree	Somewh at agree	Somewh at	Strongly agree	DK/NR
Total		1143	13	42	27	14	3
Gender	Woman	605	14	44	26	12	4
	Man	538	13	40	28	16	3
Age	18-35 years	382	16	49	24	10	1
	36-55 years	394	13	41	28	15	3
	Over 55 years old	367	11	36	30	17	6
Region	North	312	16	39	24	15	6
	Center	310	16	45	25	13	1
	Chisinau	290	8	41	33	15	3
	South	231	13	42	29	13	3
Medium	Urban	531	9	41	30	16	4
	Rural	612	17	43	25	13	3
Occupation	Public/budgetary officer	105	13	46	29	10	3
	Leader / Manager	47	2	49	36	11	2
	Qualified specialist	155	11	43	30	14	3
	Skilled worker	149	19	42	22	15	1
	Unskilled worker	62	18	40	26	13	3
	Farmer in individual household	48	10	48	23	13	6
	Student	62	16	56	24	3	0
	Maternity/paternity leave	56	16	46	21	14	2
	Pensioner (age or disability)	279	11	34	32	16	7
	Not employed	135	16	43	20	19	2
Economic situation of the household	Current income is enough (we put money aside)	96	11	50	29	8	1
	Current income is sufficient (but we do not put money aside)	403	11	47	28	11	3
	It's rather difficult with the current income	281	14	43	28	13	2
	It's very difficult with the current income	346	17	33	26	19	5
Studies	Gymnasium/ Middle School / Primary	137	22	42	21	11	4
	High school/general secondary school	183	15	45	24	13	3
	Specialized environments	197	17	44	23	14	2
	College	220	13	43	29	10	5
	Superior	400	8	39	32	17	4
Most commonly spoken language	Romanian	606	12	45	29	12	2
	Moldavian	296	19	38	23	17	4
	Russian	196	10	40	28	15	7
	Another	40	3	35	25	30	8
Ethnicity	Moldovan	839	15	44	26	13	2
	Romanian	120	8	38	37	14	4
	Russian	33	6	27	36	21	9
	Ukrainian	66	9	36	23	20	12
	Gagauz	33	0	39	30	21	9
	Others	34	15	50	21	15	0
Moldova's accession to the EU	Support	781	14	45	28	11	3
	Oppose	310	13	35	27	21	5

Annex 6.6: "I am going to read some descriptions for the activity of Moldovan courts, and please assess to what extent you agree or disagree with them. Moldovan courts... (one answer per line)" (continued)

% per row		... have competent/professional people					
		N	Totally agree	Somewh at agree	Somewh at	Strongly agree	DK/NR
Total		1143	24	47	18	7	4
Gender	Woman	605	25	49	16	7	4
	Man	538	22	45	21	8	4
Age	18-35 years	382	23	51	18	6	2
	36-55 years	394	22	46	21	8	3
	Over 55 years old	367	27	44	16	7	7
Region	North	312	24	44	18	7	7
	Center	310	26	46	17	8	3
	Chisinau	290	18	52	20	9	2
	South	231	27	47	18	6	2
Medium	Urban	531	17	50	21	8	4
	Rural	612	30	44	16	7	4
Occupation	Public/budgetary officer	105	19	56	18	4	3
	Leader / Manager	47	15	45	28	13	0
	Qualified specialist	155	21	54	17	6	1
	Skilled worker	149	25	41	22	11	1
	Unskilled worker	62	26	40	21	6	6
	Farmer in individual household	48	31	42	10	6	10
	Student	62	18	63	18	2	0
	Maternity/paternity leave	56	27	52	14	5	2
	Pensioner (age or disability)	279	27	42	15	9	8
	Not employed	135	26	47	19	7	1
Economic situation of the household	Current income is enough (we put money aside)	96	30	47	14	5	4
	Current income is sufficient (but we do not put money aside)	403	19	52	20	5	4
	It's rather difficult with the current income	281	23	51	17	6	3
	It's very difficult with the current income	346	28	39	18	10	4
Studies	Gymnasium/ Middle School / Primary	137	31	39	15	9	6
	High school/general secondary school	183	26	46	18	7	3
	Specialized environments	197	28	42	18	9	3
	College	220	25	48	20	3	4
	Superior	400	17	52	19	9	4
Most commonly spoken language	Romanian	606	21	52	18	6	2
	Moldavian	296	29	39	16	9	7
	Russian	196	23	45	20	8	4
	Another	40	20	43	25	5	8
Ethnicity	Moldovan	839	24	48	17	8	4
	Romanian	120	21	51	20	6	3
	Russian	33	9	42	33	9	6
	Ukrainian	66	30	42	15	6	6
	Gagauz	33	21	48	24	3	3
	Others	34	29	38	18	9	6
Moldova's accession to the EU	Support	781	24	52	15	6	4
	Oppose	310	23	37	26	11	4

Annex 6.7: "I am going to read some descriptions for the activity of Moldovan courts, and please assess to what extent you agree or disagree with them. Moldovan courts... (one answer per line)" (continued)

% per row		... are impartial (do not stick with a particular party)					
		N	Totally agree	Somewh at agree	Somewh at	Strongly agree	DK/NR
Total		1143	13	33	30	17	7
Gender	Woman	605	12	34	30	16	8
	Man	538	14	33	30	19	5
Age	18-35 years	382	14	37	32	13	4
	36-55 years	394	12	31	29	20	8
	Over 55 years old	367	12	32	29	19	9
Region	North	312	14	34	27	18	7
	Center	310	15	34	29	17	5
	Chisinau	290	10	29	35	19	7
	South	231	11	38	29	13	9
Medium	Urban	531	10	32	31	19	7
	Rural	612	15	34	29	15	7
Occupation	Public/budgetary officer	105	11	37	30	14	7
	Leader / Manager	47	11	32	34	17	6
	Qualified specialist	155	8	30	37	17	8
	Skilled worker	149	17	36	26	16	5
	Unskilled worker	62	15	37	35	10	3
	Farmer in individual household	48	10	38	19	25	8
	Student	62	10	44	35	8	3
	Maternity/paternity leave	56	14	34	34	13	5
	Pensioner (age or disability)	279	13	30	27	19	11
	Not employed	135	15	30	27	23	6
Economic situation of the household	Current income is enough (we put money aside)	96	9	36	34	18	2
	Current income is sufficient (but we do not put money aside)	403	11	37	33	13	5
	It's rather difficult with the current income	281	13	33	31	15	7
	It's very difficult with the current income	346	16	28	24	23	10
Studies	Gymnasium/ Middle School / Primary	137	17	36	23	15	9
	High school/general secondary school	183	15	37	27	15	6
	Specialized environments	197	18	30	27	18	7
	College	220	13	34	34	13	7
	Superior	400	8	32	33	21	7
Most commonly spoken language	Romanian	606	11	36	31	15	6
	Moldavian	296	18	30	24	20	9
	Russian	196	11	29	36	20	4
	Another	40	3	40	25	18	15
Ethnicity	Moldovan	839	14	34	29	15	7
	Romanian	120	8	28	39	23	3
	Russian	33	3	27	33	36	0
	Ukrainian	66	9	27	35	21	8
	Gagauz	33	3	42	18	18	18
	Others	34	12	44	26	12	6
Moldova's accession to the EU	Support	781	13	36	30	14	6
	Oppose	310	12	27	30	24	7

Annex 6.8: "I am going to read some descriptions for the activity of Moldovan courts, and please assess to what extent you agree or disagree with them. Moldovan courts... (one answer per line)" (continued)

% per row		... They are fast – on time / without procrastination					
		N	Totally agree	Somewh at agree	Somewh at	Strongly agree	DK/NR
Total		1143	10	24	35	26	6
Gender	Woman	605	9	26	35	24	6
	Man	538	11	20	36	28	5
Age	18-35 years	382	10	26	36	25	3
	36-55 years	394	10	27	35	23	5
	Over 55 years old	367	8	18	35	29	9
Region	North	312	9	24	35	24	7
	Center	310	12	25	35	24	4
	Chisinau	290	6	20	37	34	3
	South	231	12	25	35	20	8
Medium	Urban	531	6	23	34	31	5
	Rural	612	12	25	36	21	6
Occupation	Public/budgetary officer	105	12	23	39	20	6
	Leader / Manager	47	6	21	34	36	2
	Qualified specialist	155	5	23	39	28	4
	Skilled worker	149	12	30	32	23	3
	Unskilled worker	62	11	18	34	32	5
	Farmer in individual household	48	8	21	42	15	15
	Student	62	8	39	27	24	2
	Maternity/paternity leave	56	13	23	29	36	0
	Pensioner (age or disability)	279	8	19	36	28	10
	Not employed	135	16	24	36	19	4
Economic situation of the household	Current income is enough (we put money aside)	96	6	28	36	27	2
	Current income is sufficient (but we do not put money aside)	403	7	24	39	25	5
	It's rather difficult with the current income	281	8	25	37	26	5
	It's very difficult with the current income	346	15	21	30	26	7
Studies	Gymnasium/ Middle School / Primary	137	16	25	31	20	8
	High school/general secondary school	183	12	27	33	23	4
	Specialized environments	197	12	26	32	24	6
	College	220	10	18	42	25	6
	Superior	400	5	24	36	31	5
Most commonly spoken language	Romanian	606	7	24	38	27	4
	Moldavian	296	17	21	33	22	6
	Russian	196	7	24	33	28	8
	Another	40	10	20	25	28	18
Ethnicity	Moldovan	839	10	25	35	25	5
	Romanian	120	4	16	44	34	2
	Russian	33	6	21	30	39	3
	Ukrainian	66	5	26	35	26	9
	Gagauz	33	12	24	24	21	18
	Others	34	18	21	26	26	9
Moldova's accession to the EU	Support	781	9	25	36	25	4
	Oppose	310	11	21	34	28	6

Annex 7.1: "In your opinion, how independent are they...? (one answer possible per line)"

% per row		Judges					DK/NR
		N	Totally independent	Rather independent	Rather they are not independent	Not independent at all	
Total		1143	12	30	37	16	5
Gender	Woman	605	13	32	35	15	6
	Man	538	10	28	39	17	5
Age	18-35 years	382	13	36	38	11	3
	36-55 years	394	13	28	35	19	6
	Over 55 years old	367	10	26	39	19	7
Region	North	312	13	29	34	18	6
	Center	310	14	32	36	13	5
	Chisinau	290	8	28	44	17	4
	South	231	11	31	34	18	6
Medium	Urban	531	10	30	38	19	4
	Rural	612	13	30	36	14	6
Occupation	Public/budgetary officer	105	9	28	46	11	7
	Leader / Manager	47	9	23	40	26	2
	Qualified specialist	155	12	32	38	16	2
	Skilled worker	149	19	29	32	13	7
	Unskilled worker	62	11	31	34	18	6
	Farmer in individual household	48	13	38	33	10	6
	Student	62	10	52	27	8	3
	Maternity/paternity leave	56	13	27	43	14	4
	Pensioner (age or disability)	279	10	24	41	19	6
Not employed	135	13	33	27	19	7	
Economic situation of the household	Current income is enough (we put money aside)	96	16	34	38	11	1
	Current income is sufficient (but we do not put money aside)	403	9	33	40	14	4
	It's rather difficult with the current income	281	11	30	41	12	5
	It's very difficult with the current income	346	15	25	30	23	7
Studies	Gymnasium/ Middle School / Primary	137	15	36	25	14	10
	High school/general secondary school	183	14	28	36	17	5
	Specialized environments	197	14	28	34	18	6
	College	220	10	31	36	17	5
	Superior	400	9	29	44	16	3
Most commonly spoken language	Romanian	606	11	32	41	12	4
	Moldavian	296	14	31	28	19	8
	Russian	196	9	24	37	25	5
	Another	40	15	18	38	23	8
Ethnicity	Moldovan	839	13	31	36	15	5
	Romanian	120	7	30	43	16	5
	Russian	33	3	18	42	27	9
	Ukrainian	66	5	23	32	32	9
	Gagauz	33	12	18	39	24	6
	Others	34	12	29	47	9	3
Moldova's accession to the EU	Support	781	13	32	38	12	5
	Oppose	310	10	25	35	25	5

Annex 7.2: "In your opinion, how independent are they...? (one answer possible per line)" (continued)

% per row		Prosecutors					
		N	Totally independent	Rather independent	Rather they are not independent	Not independent at all	DK/NR
Total		1143	12	30	35	16	7
Gender	Woman	605	12	31	33	16	8
	Man	538	11	29	38	17	5
Age	18-35 years	382	12	36	37	11	4
	36-55 years	394	12	31	33	19	6
	Over 55 years old	367	11	24	36	19	10
Region	North	312	13	29	30	18	9
	Center	310	14	29	37	13	7
	Chisinau	290	7	30	42	17	3
	South	231	11	33	31	19	6
Medium	Urban	531	9	32	36	19	5
	Rural	612	14	29	35	14	8
Occupation	Public/budgetary officer	105	7	31	45	10	7
	Leader / Manager	47	11	23	36	26	4
	Qualified specialist	155	11	35	36	15	2
	Skilled worker	149	15	32	34	12	7
	Unskilled worker	62	11	29	35	18	6
	Farmer in individual household	48	10	42	27	15	6
	Student	62	11	48	24	13	3
	Maternity/paternity leave	56	14	25	43	11	7
	Pensioner (age or disability)	279	10	22	38	20	10
Not employed	135	16	33	26	19	6	
Economic situation of the household	Current income is enough (we put money aside)	96	13	39	34	14	1
	Current income is sufficient (but we do not put money aside)	403	9	35	37	13	5
	It's rather difficult with the current income	281	10	30	40	13	7
	It's very difficult with the current income	346	14	23	30	24	8
Studies	Gymnasium/ Middle School / Primary	137	17	34	24	15	10
	High school/general secondary school	183	13	28	37	17	6
	Specialized environments	197	13	24	37	19	7
	College	220	10	34	35	14	8
	Superior	400	10	31	39	17	4
Most commonly spoken language	Romanian	606	12	34	38	12	5
	Moldavian	296	14	28	29	19	10
	Russian	196	8	28	36	23	6
	Another	40	13	13	38	28	10
Ethnicity	Moldovan	839	13	32	34	14	7
	Romanian	120	9	31	40	15	5
	Russian	33	3	18	42	27	9
	Ukrainian	66	8	18	32	30	12
	Gagauz	33	9	15	39	30	6
	Others	34	9	35	41	12	3
Moldova's accession to the EU	Support	781	13	33	35	12	6
	Oppose	310	9	23	36	25	6

Annex 8.1: "How would you assess the current salary of the following categories of specialists? (one answer per line)"

% per row		Judges (approximate salaries - from 14 000 to 30 000 lei)				
		N	The salary is too high	The salary is right	The salary is too low	DK/NR
Total		1143	34	56	9	1
Gender	Woman	605	36	56	8	0
	Man	538	32	56	11	1
Age	18-35 years	382	26	64	10	1
	36-55 years	394	35	55	9	1
	Over 55 years old	367	42	48	9	1
Region	North	312	36	55	7	2
	Center	310	38	54	7	1
	Chisinau	290	22	61	16	1
	South	231	40	53	6	0
Medium	Urban	531	29	58	12	1
	Rural	612	38	54	7	1
Occupation	Public/budgetary officer	105	28	59	12	1
	Leader / Manager	47	15	45	38	2
	Qualified specialist	155	25	61	12	1
	Skilled worker	149	36	56	7	1
	Unskilled worker	62	37	53	10	0
	Farmer in individual household	48	31	63	6	0
	Student	62	6	87	6	0
	Maternity/paternity leave	56	36	59	5	0
	Pensioner (age or disability)	279	47	44	7	1
Not employed	135	39	57	4	0	
Economic situation of the household	Current income is enough (we put money aside)	96	14	67	20	0
	Current income is sufficient (but we do not put money aside)	403	24	64	12	1
	It's rather difficult with the current income	281	35	56	8	2
	It's very difficult with the current income	346	51	44	5	0
Studies	Gymnasium/ Middle School / Primary	137	42	52	6	0
	High school/general secondary school	183	38	55	7	1
	Specialized environments	197	45	49	4	2
	College	220	34	56	8	1
	Superior	400	24	60	15	1
Most commonly spoken language	Romanian	606	26	63	11	1
	Moldavian	296	51	43	4	1
	Russian	196	32	56	11	2
	Another	40	40	50	10	0
Ethnicity	Moldovan	839	34	56	8	1
	Romanian	120	28	58	14	1
	Russian	33	42	45	9	3
	Ukrainian	66	26	64	9	2
	Gagauz	33	39	48	12	0
	Others	34	29	53	15	3
Moldova's accession to the EU	Support	781	28	60	12	1
	Oppose	310	49	45	4	1

Annex 8.2: "How would you assess the current salary of the following categories of specialists? (one answer per line)" (continued)

% per row		Prosecutors (approximate salaries - from 13 000 to 28 000 lei)				
		N	The salary is too high	The salary is right	The salary is too low	DK/NR
Total		1143	32	57	10	1
Gender	Woman	605	33	57	8	1
	Man	538	30	58	11	2
Age	18-35 years	382	26	63	10	2
	36-55 years	394	31	57	10	1
	Over 55 years old	367	38	52	9	1
Region	North	312	34	58	7	1
	Center	310	35	55	8	2
	Chisinau	290	20	62	17	1
	South	231	38	55	6	1
Medium	Urban	531	28	57	13	1
	Rural	612	35	57	6	1
Occupation	Public/budgetary officer	105	29	58	11	2
	Leader / Manager	47	15	49	34	2
	Qualified specialist	155	22	63	15	1
	Skilled worker	149	38	54	5	3
	Unskilled worker	62	35	55	6	3
	Farmer in individual household	48	38	58	4	0
	Student	62	8	81	11	0
	Maternity/paternity leave	56	32	64	4	0
	Pensioner (age or disability)	279	41	50	8	1
Not employed	135	35	59	7	0	
Economic situation of the household	Current income is enough (we put money aside)	96	10	70	20	0
	Current income is sufficient (but we do not put money aside)	403	23	62	14	1
	It's rather difficult with the current income	281	32	58	7	2
	It's very difficult with the current income	346	48	48	4	0
Studies	Gymnasium/ Middle School / Primary	137	37	55	7	0
	High school/general secondary school	183	34	57	7	1
	Specialized environments	197	43	50	5	3
	College	220	31	59	8	2
	Superior	400	23	61	15	1
Most commonly spoken language	Romanian	606	23	64	12	1
	Moldavian	296	47	47	4	1
	Russian	196	32	55	10	3
	Another	40	40	53	8	0
Ethnicity	Moldovan	839	32	58	9	1
	Romanian	120	27	58	16	0
	Russian	33	33	55	9	3
	Ukrainian	66	27	59	12	2
	Gagauz	33	45	45	9	0
	Others	34	26	59	9	6
Moldova's accession to the EU	Support	781	27	60	12	1
	Oppose	310	45	49	4	2

Annex 8.3: "How would you assess the current salary of the following categories of specialists? (one answer per line)" (continued)

% per row		Police officers (approximate salaries - from 6 000 to 17 000 lei)				
		N	The salary is too high	The salary is right	The salary is too low	DK/NR
Total		1143	12	51	36	1
Gender	Woman	605	12	56	31	1
	Man	538	12	45	41	1
Age	18-35 years	382	6	51	42	1
	36-55 years	394	12	52	36	0
	Over 55 years old	367	19	49	30	2
Region	North	312	15	54	29	1
	Center	310	15	52	32	2
	Chisinau	290	7	41	52	1
	South	231	13	57	29	1
Medium	Urban	531	10	47	42	1
	Rural	612	14	54	31	1
Occupation	Public/budgetary officer	105	7	47	45	2
	Leader / Manager	47	4	21	72	2
	Qualified specialist	155	4	50	46	1
	Skilled worker	149	17	58	25	1
	Unskilled worker	62	15	55	31	0
	Farmer in individual household	48	17	63	21	0
	Student	62	2	44	55	0
	Maternity/paternity leave	56	5	66	29	0
	Pensioner (age or disability)	279	19	49	29	3
Not employed	135	18	55	27	0	
Economic situation of the household	Current income is enough (we put money aside)	96	4	32	64	0
	Current income is sufficient (but we do not put money aside)	403	6	52	40	1
	It's rather difficult with the current income	281	12	53	33	1
	It's very difficult with the current income	346	21	53	25	1
Studies	Gymnasium/ Middle School / Primary	137	21	55	23	1
	High school/general secondary school	183	13	59	27	1
	Specialized environments	197	16	57	25	2
	College	220	11	54	33	2
	Superior	400	8	40	52	1
The most commonly spoken language	Romanian	606	8	49	42	1
	Moldavian	296	22	55	22	1
	Russian	196	10	49	38	2
	Another	40	18	50	30	3
Ethnicity	Moldovan	839	13	52	34	1
	Romanian	120	10	40	48	2
	Russian	33	18	30	52	0
	Ukrainian	66	15	47	36	2
	Gagauz	33	12	55	30	3
	Others	34	3	56	38	3
Moldova's accession to the EU	Support	781	10	49	40	1
	Oppose	310	18	55	26	2

Annex 9: "Have you interacted in the last 3 years (2021-2023) with the following institutions/specialists from Moldova? (one answer possible per line)"

% per row		N	Notaries	Police	Lawyers	Court of law	Prosecutor's office	Paralegals	Mediators
Total		1143	46	38	21	17	11	10	6
Gender	Woman	605	44	30	19	15	8	8	5
	Man	538	47	46	24	19	14	12	7
Age	18-35 years	382	48	50	26	19	12	13	8
	36-55 years	394	51	40	22	20	13	10	7
	Over 55 years old	367	37	22	16	12	7	5	3
Region	North	312	44	31	15	14	8	7	4
	Center	310	43	38	21	18	14	7	5
	Chisinau	290	54	49	29	20	12	14	9
	South	231	40	31	20	16	10	11	7
Medium	Urban	531	50	44	25	18	11	13	7
	Rural	612	42	32	18	16	11	7	5
Occupation	Public/budgetary officer	105	50	45	24	18	12	14	9
	Leader / Manager	47	77	68	45	28	23	30	13
	Qualified specialist	155	61	46	28	23	17	13	11
	Skilled worker	149	40	42	21	19	11	13	3
	Unskilled worker	62	39	23	16	13	6	5	3
	Farmer in individual household	48	48	50	25	19	15	8	6
	Student	62	35	45	13	13	3	11	6
	Maternity/paternity leave	56	41	46	25	13	5	5	4
	Pensioner (age or disability)	279	38	20	13	11	6	5	3
	Not employed	135	44	38	22	19	15	5	7
Economic situation of the household	Current income is enough (we put money aside)	96	50	47	25	16	15	10	8
	Current income is sufficient (but we do not put money aside)	403	51	45	22	17	10	12	7
	It's rather difficult with the current income	281	46	31	19	16	8	8	5
	It's very difficult with the current income	346	38	30	22	17	13	8	4
Studies	Gymnasium/ Middle School / Primary	137	27	35	18	15	14	6	4
	High school/general secondary school	183	37	31	17	12	8	9	4
	Specialized environments	197	42	34	20	16	10	7	5
	College	220	45	29	14	13	6	6	5
	Superior	400	59	48	29	23	14	15	9
Most commonly spoken language	Romanian	606	48	43	22	17	10	11	7
	Moldavian	296	33	26	16	14	9	4	4
	Russian	196	53	40	27	21	15	15	7
	Another	40	65	33	20	13	10	10	3
Ethnicity	Moldovan	839	43	38	20	16	10	9	6
	Romanian	120	58	43	29	24	18	14	11
	Russian	33	42	27	12	12	9	3	6
	Ukrainian	66	62	36	21	12	6	11	3
	Gagauz	33	39	27	24	15	12	18	3
	Others	34	53	24	24	18	12	18	3
Moldova's accession to the EU	Support	781	48	40	21	17	10	11	7
	Oppose	310	42	35	22	18	13	8	4

Annex 10.1: "In your opinion, to what extent is corruption present among the following institutions? Please respond using a scale from 1 to 5, where 1 is Not at all and 5 – very much. (one answer per line)"

% per row		Judiciary							
		N	5 Very much	4 Somewhat much	3 Average	2 Little	1 Not at all	I have not heard of this	DK/NR
Total		1143	25	23	30	9	6	0	7
Gender	Woman	605	23	25	29	8	7	0	7
	Man	538	26	21	31	10	6	0	6
Age	18-35 years	382	24	26	28	10	8	0	3
	36-55 years	394	25	23	28	8	8	0	8
	Over 55 years old	367	25	20	33	8	4	0	10
Region	North	312	25	19	31	9	6	0	9
	Center	310	25	26	28	8	8	0	6
	Chisinau	290	29	24	28	10	5	0	4
	South	231	19	23	33	9	6	0	9
Medium	Urban	531	27	23	29	9	5	0	6
	Rural	612	23	23	31	8	8	0	8
Occupation	Public/budgetary officer	105	24	27	24	12	10	0	4
	Leader / Manager	47	32	34	26	2	2	0	4
	Qualified specialist	155	28	24	30	8	6	0	5
	Skilled worker	149	21	19	31	12	11	1	5
	Unskilled worker	62	24	19	39	6	5	0	6
	Farmer in individual household	48	15	19	35	6	10	0	15
	Student	62	21	39	29	5	5	0	2
	Maternity/paternity leave	56	21	25	36	9	5	0	4
	Pensioner (age or disability)	279	26	22	32	6	4	0	10
Not employed	135	29	19	21	15	8	0	9	
Economic situation of the household	Current income is enough (we put money aside)	96	23	27	32	11	3	0	3
	Current income is sufficient (but we do not put money aside)	403	21	26	32	10	6	0	6
	It's rather difficult with the current income	281	22	28	30	7	5	0	8
	It's very difficult with the current income	346	32	14	27	8	10	0	9
Studies	Gymnasium/ Middle School / Primary	137	25	13	28	12	9	0	12
	High school/general secondary school	183	23	23	31	11	5	1	6
	Specialized environments	197	23	22	32	7	7	0	8
	College	220	21	22	35	5	8	0	8
	Superior	400	28	28	26	10	5	0	4
Most commonly spoken language	Romanian	606	27	26	30	9	5	0	3
	Moldavian	296	24	19	27	8	10	0	12
	Russian	196	22	24	33	9	4	1	8
	Another	40	18	15	40	8	5	0	15
Ethnicity	Moldovan	839	25	22	30	9	7	0	6
	Romanian	120	33	33	24	6	3	0	2
	Russian	33	27	21	30	12	3	0	6
	Ukrainian	66	17	20	33	5	8	3	15
	Gagauz	33	15	24	33	15	3	0	9
	Others	34	18	26	26	6	6	0	18
Moldova's accession to the EU	Support	781	23	25	30	9	6	0	6
	Oppose	310	30	16	29	7	8	1	8

Annex 10.2: "In your opinion, to what extent is corruption present among the following institutions? Please respond using a scale from 1 to 5, where 1 is Not at all and 5 – very much. (one answer per line)" (continued)

% per row		Prosecution system							
		N	5 Very much	4 Somewhat much	3 Average	2 Little	1 Not at all	I have not heard of this	DK/NR
Total		1143	23	24	29	10	5	0	8
Gender	Woman	605	23	24	28	10	6	0	10
	Man	538	24	23	31	10	5	0	6
Age	18-35 years	382	24	25	28	12	6	0	5
	36-55 years	394	24	22	29	9	7	0	7
	Over 55 years old	367	22	24	30	9	3	0	12
Region	North	312	23	20	28	10	6	0	12
	Center	310	25	25	27	11	6	0	5
	Chisinau	290	24	25	31	10	3	0	7
	South	231	20	26	31	9	6	0	9
Medium	Urban	531	24	23	31	10	4	0	8
	Rural	612	23	24	28	10	7	0	8
Occupation	Public/budgetary officer	105	18	32	27	10	6	0	8
	Leader / Manager	47	32	26	34	4	2	0	2
	Qualified specialist	155	24	23	34	10	5	0	5
	Skilled worker	149	23	21	22	15	9	1	7
	Unskilled worker	62	23	24	35	10	5	0	3
	Farmer in individual household	48	13	19	33	8	13	0	15
	Student	62	19	32	35	6	5	0	2
	Maternity/paternity leave	56	25	20	36	5	5	0	9
	Pensioner (age or disability)	279	24	25	27	9	3	0	13
	Not employed	135	32	15	25	13	5	0	10
Economic situation of the household	Current income is enough (we put money aside)	96	22	26	31	16	3	0	2
	Current income is sufficient (but we do not put money aside)	403	20	26	32	10	5	0	7
	It's rather difficult with the current income	281	22	26	31	7	5	0	9
	It's very difficult with the current income	346	29	19	24	11	7	0	11
Studies	Gymnasium/ Middle School / Primary	137	23	19	26	15	9	0	8
	High school/general secondary school	183	25	22	31	10	4	0	8
	Specialized environments	197	28	18	26	10	7	0	10
	College	220	19	25	31	9	5	0	10
Most commonly spoken language	Superior	400	23	28	30	9	4	0	6
	Romanian	606	23	26	31	10	4	0	6
	Moldavian	296	27	21	24	10	7	0	11
	Russian	196	21	24	29	11	6	1	10
Ethnicity	Another	40	13	20	35	8	8	0	18
	Moldovan	839	23	23	29	10	6	0	8
	Romanian	120	28	30	28	9	1	0	4
	Russian	33	30	15	33	12	3	0	6
	Ukrainian	66	21	20	27	5	5	2	21
	Gagauz	33	15	27	27	15	6	0	9
Moldova's accession to the EU	Others	34	9	29	29	3	12	0	18
	Support	781	22	25	32	10	4	0	7
	Oppose	310	29	22	23	9	8	0	8

Annex 10.3: "In your opinion, to what extent is corruption present among the following institutions? Please respond using a scale from 1 to 5, where 1 is Not at all and 5 – very much. (one answer per line)" (continued)

% per row		Police							
		N	5 Very much	4 Somewhat much	3 Average	2 Little	1 Not at all	I have not heard of this	DK/NR
Total		1143	22	24	32	12	6	0	4
Gender	Woman	605	22	26	29	12	6	0	4
	Man	538	21	22	35	12	6	0	4
Age	18-35 years	382	27	27	31	6	6	0	2
	36-55 years	394	21	21	32	16	7	0	3
	Over 55 years old	367	17	25	31	15	6	0	7
Region	North	312	21	24	30	12	6	0	7
	Center	310	25	22	30	15	7	0	2
	Chisinau	290	21	26	36	9	6	0	3
	South	231	19	26	31	13	7	0	4
Medium	Urban	531	19	25	34	11	6	0	5
	Rural	612	24	23	29	14	7	0	4
Occupation	Public/budgetary officer	105	17	21	38	12	10	0	2
	Leader / Manager	47	21	30	34	6	6	0	2
	Qualified specialist	155	24	27	30	13	4	0	3
	Skilled worker	149	21	22	31	16	7	1	2
	Unskilled worker	62	24	24	29	11	8	0	3
	Farmer in individual household	48	19	21	33	8	10	0	8
	Student	62	34	31	26	5	3	0	2
	Maternity/paternity leave	56	23	25	34	7	11	0	0
	Pensioner (age or disability)	279	16	24	32	15	6	0	6
	Not employed	135	29	19	28	11	6	0	7
Economic situation of the household	Current income is enough (we put money aside)	96	14	32	34	11	6	0	2
	Current income is sufficient (but we do not put money aside)	403	19	27	34	13	3	0	3
	It's rather difficult with the current income	281	20	26	32	11	7	0	4
	It's very difficult with the current income	346	28	18	28	12	8	0	6
Studies	Gymnasium/ Middle School / Primary	137	23	19	26	14	11	0	7
	High school/general secondary school	183	28	22	32	8	6	0	4
	Specialized environments	197	23	21	31	15	6	0	4
	College	220	18	28	29	11	7	0	6
	Superior	400	19	26	35	13	5	0	2
Most commonly spoken language	Romanian	606	22	26	33	13	5	0	2
	Moldavian	296	23	19	32	11	9	0	5
	Russian	196	22	24	27	12	6	1	8
	Another	40	8	33	28	18	8	0	8
Ethnicity	Moldovan	839	23	23	32	12	7	0	3
	Romanian	120	16	27	41	13	3	0	2
	Russian	33	21	27	21	15	6	0	9
	Ukrainian	66	17	24	26	8	12	2	12
	Gagauz	33	12	33	21	24	3	0	6
	Others	34	15	21	32	18	3	0	12
Moldova's accession to the EU	Support	781	21	25	33	13	6	0	3
	Oppose	310	25	21	29	12	8	0	5

Annex 10.4: "In your opinion, to what extent is corruption present among the following institutions? Please respond using a scale from 1 to 5, where 1 is Not at all and 5 – very much. (one answer per line)" (continued)

% per row		Lawyers							
		N	5 Very much	4 Somewhat much	3 Average	2 Little	1 Not at all	I have not heard of this	DK/NR
Total		1143	19	19	35	12	8	0	8
Gender	Woman	605	20	19	35	12	7	0	8
	Man	538	17	18	34	12	10	0	8
Age	18-35 years	382	16	21	37	12	8	0	5
	36-55 years	394	21	18	31	12	10	0	7
	Over 55 years old	367	19	16	35	11	6	0	13
Region	North	312	17	15	33	13	9	0	13
	Center	310	20	20	33	10	10	0	7
	Chisinau	290	16	22	40	13	5	0	4
	South	231	23	17	32	11	10	0	8
Medium	Urban	531	18	19	37	12	6	0	8
	Rural	612	20	18	32	12	10	0	8
Occupation	Public/budgetary officer	105	21	16	40	8	10	0	6
	Leader / Manager	47	13	30	36	11	9	0	2
	Qualified specialist	155	19	20	34	14	8	0	6
	Skilled worker	149	16	22	31	13	11	1	6
	Unskilled worker	62	16	19	42	8	8	0	6
	Farmer in individual household	48	13	6	35	15	13	0	19
	Student	62	15	32	35	15	2	0	2
	Maternity/paternity leave	56	20	11	46	11	7	0	5
	Pensioner (age or disability)	279	20	16	34	11	6	0	13
	Not employed	135	24	16	26	15	11	0	8
Economic situation of the household	Current income is enough (we put money aside)	96	10	18	46	14	8	0	4
	Current income is sufficient (but we do not put money aside)	403	14	20	39	12	7	0	8
	It's rather difficult with the current income	281	20	22	31	11	7	0	8
	It's very difficult with the current income	346	25	14	31	11	10	0	9
Studies	Gymnasium/ Middle School / Primary	137	28	15	24	12	9	0	12
	High school/general secondary school	183	21	18	33	11	9	0	7
	Specialized environments	197	18	13	36	13	11	0	9
	College	220	15	18	37	12	7	0	10
	Superior	400	17	23	37	11	7	0	6
Most commonly spoken language	Romanian	606	18	20	38	12	6	0	6
	Moldavian	296	20	16	29	11	12	0	11
	Russian	196	19	18	33	11	9	1	9
	Another	40	13	18	30	20	5	0	15
Ethnicity	Moldovan	839	18	19	34	12	9	0	8
	Romanian	120	21	21	40	9	5	0	4
	Russian	33	21	18	39	9	3	0	9
	Ukrainian	66	12	14	36	11	5	2	21
	Gagauz	33	24	12	24	18	12	0	9
	Others	34	18	21	29	12	12	0	9
Moldova's accession to the EU	Support	781	17	20	37	12	8	0	7
	Oppose	310	22	16	30	13	10	0	9

Annex 11: "How do you think, corruption in the judiciary is present more at the higher level (Courts of Appeal/Supreme Court of Justice), lower level (first level courts) or the same at both levels? (one possible answer)"

% per row		N	Upper level (Courts of Appeal/Supreme Court of Justice)	Lower level (first level courts)	Same at both levels	There is no corruption in the judiciary	DK/NR
Total		1143	16	13	56	5	10
Gender	Woman	605	16	14	54	6	10
	Man	538	16	12	59	4	9
Age	18-35 years	382	17	16	57	6	4
	36-55 years	394	15	10	60	5	9
	Over 55 years old	367	16	13	51	3	17
Region	North	312	13	12	56	4	15
	Center	310	17	13	59	5	7
	Chisinau	290	19	13	58	4	6
	South	231	16	14	50	8	13
Medium	Urban	531	19	13	58	4	7
	Rural	612	14	13	55	6	13
Occupation	Public/budgetary officer	105	10	15	62	6	7
	Leader / Manager	47	17	9	70	2	2
	Qualified specialist	155	21	13	59	1	6
	Skilled worker	149	15	10	57	11	7
	Unskilled worker	62	11	16	61	6	5
	Farmer in individual household	48	6	17	50	6	21
	Student	62	23	23	45	5	5
	Maternity/paternity leave	56	16	13	64	2	5
	Pensioner (age or disability)	279	17	12	50	3	18
	Not employed	135	16	10	60	6	9
Economic situation of the household	Current income is enough (we put money aside)	96	29	21	44	3	3
	Current income is sufficient (but we do not put money aside)	403	13	13	61	4	8
	It's rather difficult with the current income	281	17	11	56	4	11
	It's very difficult with the current income	346	14	12	55	6	12
Studies	Gymnasium/ Middle School / Primary	137	16	9	48	12	15
	High school/general secondary school	183	18	10	56	7	10
	Specialized environments	197	11	15	59	4	11
	College	220	16	12	56	3	13
	Superior	400	18	15	58	3	6
Most commonly spoken language	Romanian	606	16	15	59	4	6
	Moldavian	296	13	9	55	6	16
	Russian	196	19	13	53	4	11
	Another	40	23	15	38	8	18
Ethnicity	Moldovan	839	15	12	58	6	9
	Romanian	120	22	19	52	1	7
	Russian	33	21	9	61	3	6
	Ukrainian	66	12	17	53	3	15
	Gagauz	33	24	12	42	6	15
	Another	34	29	6	38	6	21
Support	781	15	14	57	5	8	

Moldova's accession to the EU	Oppose	310	18	9	55	6	12
-------------------------------	--------	------------	----	---	----	---	----

Annex 12: "In your opinion, where is corruption most present in the prosecution system? (one possible answer)"

% per row		N	Superior Council of the Prosecutor's Office	General Prosecutor's Office	Territorial prosecutor's offices	Anticorruption Prosecutor's Office	PCCOCS	There is no corruption in the prosecution system	DK/NR
Total		1143	11	18	22	8	7	6	27
Gender	Woman	605	11	18	21	7	8	7	28
	Man	538	12	18	25	9	5	5	27
Age	18-35 years	382	12	23	22	9	8	7	19
	36-55 years	394	9	19	22	7	7	6	30
	Over 55 years old	367	14	13	24	8	5	5	32
Region	North	312	11	16	20	8	5	8	33
	Center	310	11	22	27	8	7	6	20
	Chisinau	290	13	18	24	8	6	3	27
	South	231	11	17	19	8	8	7	30
Medium	Urban	531	14	19	21	8	6	5	27
	Rural	612	9	18	24	8	7	7	27
Occupation	Public/budgetary officer	105	11	18	20	9	8	7	28
	Leader / Manager	47	11	21	23	11	4	2	28
	Qualified specialist	155	12	25	23	7	6	3	26
	Skilled worker	149	11	15	19	7	9	11	27
	Unskilled worker	62	10	24	16	5	10	6	29
	Farmer in individual household	48	4	19	21	6	2	15	33
	Student	62	16	24	29	11	11	2	6
	Maternity/paternity leave	56	9	21	23	7	7	9	23
	Pensioner (age or disability)	279	14	13	24	8	5	3	33
	Not employed	135	11	18	21	10	7	9	23
Economic situation of the household	Current income is enough (we put money aside)	96	16	17	25	15	8	2	18
	Current income is sufficient (but we do not put money aside)	403	11	19	26	7	6	7	23
	It's rather difficult with the current income	281	12	16	23	6	6	6	30
	It's very difficult with the current income	346	9	19	17	9	7	7	33
Studies	Gymnasium/ Middle School / Primary	137	9	21	17	3	8	11	31
	High school/general secondary school	183	9	22	21	8	6	8	26
	Specialized environments	197	9	19	21	9	7	6	28
	College	220	12	15	22	5	8	6	31
	Superior	400	14	17	26	10	5	4	24
Most commonly spoken language	Romanian	606	11	21	26	9	6	5	22
	Moldavian	296	9	18	19	9	5	9	31
	Russian	196	17	14	18	4	11	4	32
	Another	40	10	8	13	8	5	10	48
Ethnicity	Moldovan	839	11	18	23	9	6	7	26
	Romanian	120	12	20	33	8	3	2	23
	Russian	33	12	18	21	9	9	3	27
	Ukrainian	66	17	5	17	5	11	3	44
	Gagauz	33	9	15	3	6	12	9	45
	Another	34	15	21	21	3	6	9	26
Moldova's accession to the EU	Support	781	10	19	25	9	6	6	24
	Oppose	310	16	18	16	6	7	7	30

Annex 13: "Do you know or have you heard about reforms in the justice and anticorruption sector in Moldova? (one possible answer)"

% per row		N	I have heard and know details	I've heard, but I don't know the details	I haven't heard	DK/NR
Total		1143	15	55	29	1
Gender	Woman	605	12	57	30	1
	Man	538	18	53	29	1
Age	18-35 years	382	13	53	34	1
	36-55 years	394	16	55	27	1
	Over 55 years old	367	15	57	27	0
Region	North	312	14	54	31	0
	Center	310	12	55	32	1
	Chisinau	290	19	54	26	1
	South	231	14	57	29	0
Medium	Urban	531	17	56	27	0
	Rural	612	13	54	32	1
Occupation	Public/budgetary officer	105	22	51	26	1
	Leader / Manager	47	28	57	15	0
	Qualified specialist	155	22	61	17	0
	Skilled worker	149	8	46	44	2
	Unskilled worker	62	6	58	32	3
	Farmer in individual household	48	17	50	33	0
	Student	62	3	58	39	0
	Maternity/paternity leave	56	9	59	30	2
	Pensioner (age or disability)	279	16	57	27	0
	Not employed	135	11	53	36	0
Economic situation of the household	Current income is enough (we put money aside)	96	20	54	25	1
	Current income is sufficient (but we do not put money aside)	403	15	57	28	0
	It's rather difficult with the current income	281	14	59	26	2
	It's very difficult with the current income	346	13	51	36	0
Studies	Gymnasium/ Middle School / Primary	137	3	49	47	1
	High school/general secondary school	183	11	51	37	1
	Specialized environments	197	9	58	32	1
	College	220	11	59	29	1
	Superior	400	25	56	19	0
Most commonly spoken language	Romanian	606	19	57	24	0
	Moldavian	296	9	52	38	1
	Russian	196	15	53	32	1
	Another	40	3	55	40	3
Ethnicity	Moldovan	839	13	54	32	1
	Romanian	120	35	52	13	0
	Russian	33	6	67	27	0
	Ukrainian	66	8	67	23	3
	Gagauz	33	15	48	36	0
	Another	34	9	65	26	0
Moldova's accession to the EU	Support	781	17	58	25	0
	Oppose	310	10	50	39	1

Annex 14: "Have you heard about the fact that Moldova has a Strategy on ensuring the independence and integrity of the justice sector? (one possible answer)"

% per row		N	I have heard and know details	I've heard, but I don't know the details	I haven't heard	DK/NR
Total		1143	10	52	37	1
Gender	Woman	605	9	53	38	1
	Man	538	12	50	37	0
Age	18-35 years	382	8	51	41	1
	36-55 years	394	11	52	36	1
	Over 55 years old	367	12	53	35	1
Region	North	312	10	49	41	1
	Center	310	8	55	35	1
	Chisinau	290	13	52	34	1
	South	231	10	50	39	0
Medium	Urban	531	11	50	38	0
	Rural	612	10	53	36	1
Occupation	Public/budgetary officer	105	15	52	32	0
	Leader / Manager	47	13	68	17	2
	Qualified specialist	155	15	53	32	0
	Skilled worker	149	9	40	50	1
	Unskilled worker	62	2	52	42	5
	Farmer in individual household	48	13	44	44	0
	Student	62	6	60	34	0
	Maternity/paternity leave	56	5	57	38	0
	Pensioner (age or disability)	279	12	52	35	1
	Not employed	135	5	52	43	0
Economic situation of the household	Current income is enough (we put money aside)	96	14	55	30	1
	Current income is sufficient (but we do not put money aside)	403	12	54	34	0
	It's rather difficult with the current income	281	11	53	36	0
	It's very difficult with the current income	346	7	47	45	1
Studies	Gymnasium/ Middle School / Primary	137	4	39	55	2
	High school/general secondary school	183	8	54	39	0
	Specialized environments	197	7	50	42	1
	College	220	9	49	42	0
	Superior	400	17	57	27	0
Most commonly spoken language	Romanian	606	13	57	30	0
	Moldavian	296	7	46	45	2
	Russian	196	10	44	46	0
	Another	40	0	45	53	3
Ethnicity	Moldovan	839	10	51	38	1
	Romanian	120	21	63	17	0
	Russian	33	6	42	52	0
	Ukrainian	66	6	45	47	2
	Gagauz	33	6	45	48	0
	Another	34	9	53	38	0
Moldova's accession to the EU	Support	781	12	55	33	1
	Oppose	310	6	46	47	1

Annex 15: "Currently, Special Commissions with the participation of international experts verify the integrity and wealth of judges and prosecutors, this assessment is called vetting. To what extent do you trust the results of vetting? (one possible answer)"

% per row		Count	A lot	Rather a lot	Little	Not at all	DK/NR
Total		1143	13	27	42	15	4
Gender	Woman	605	13	26	43	13	4
	Man	538	12	27	41	17	3
Age	18-35 years	382	8	32	48	9	2
	36-55 years	394	14	23	40	18	5
	Over 55 years old	367	16	25	38	17	4
Region	North	312	13	22	47	12	6
	Center	310	13	30	40	15	3
	Chisinau	290	11	29	42	16	2
	South	231	14	26	38	17	5
Medium	Urban	531	11	28	43	15	3
	Rural	612	14	25	41	15	5
Occupation	Public/budgetary officer	105	6	35	47	11	1
	Leader / Manager	47	19	28	38	15	0
	Qualified specialist	155	15	28	41	12	3
	Skilled worker	149	13	21	43	17	5
	Unskilled worker	62	16	23	35	21	5
	Farmer in individual household	48	13	29	38	10	10
	Student	62	3	47	45	5	0
	Maternity/paternity leave	56	11	29	52	7	2
	Pensioner (age or disability)	279	14	24	39	18	5
	Not employed	135	11	24	43	17	5
Economic situation of the household	Current income is enough (we put money aside)	96	22	40	28	9	1
	Current income is sufficient (but we do not put money aside)	403	10	33	42	11	4
	It's rather difficult with the current income	281	14	26	44	13	3
	It's very difficult with the current income	346	11	17	44	23	6
Studies	Gymnasium/ Middle School / Primary	137	17	19	45	12	7
	High school/general secondary school	183	12	24	47	14	3
	Specialized environments	197	11	18	48	18	5
	College	220	10	31	38	16	5
	Superior	400	13	33	38	15	2
Most commonly spoken language	Romanian	606	14	34	39	10	3
	Moldavian	296	13	15	47	19	6
	Russian	196	7	23	42	23	5
	Another	40	10	18	50	20	3
Ethnicity	Moldovan	839	13	27	43	13	4
	Romanian	120	20	38	33	8	1
	Russian	33	6	12	42	33	6
	Ukrainian	66	6	26	42	23	3
	Gagauz	33	3	18	58	15	6
	Another	34	9	21	44	18	9
Moldova's accession to the EU	Support	781	15	31	40	10	4
	Oppose	310	6	18	46	27	3

Annex 16: "How important or unimportant is the creation in Moldova of an Anticorruption Court and a new system of anticorruption courts? (one possible answer)"

% per row		N	Very important	Rather important	Rather unimportant	Not important at all	DK/NR
Total		1143	48	27	10	11	4
Gender	Woman	605	50	27	9	9	5
	Man	538	46	28	10	13	3
Age	18-35 years	382	57	29	6	7	1
	36-55 years	394	43	29	10	12	5
	Over 55 years old	367	44	23	12	14	7
Region	North	312	47	27	10	12	3
	Center	310	50	27	9	8	5
	Chisinau	290	49	30	9	11	1
	South	231	45	24	10	13	7
Medium	Urban	531	47	26	12	11	3
	Rural	612	49	28	7	11	5
Occupation	Public/budgetary officer	105	54	30	8	5	3
	Leader / Manager	47	43	28	17	11	2
	Qualified specialist	155	50	25	12	9	3
	Skilled worker	149	48	31	7	11	3
	Unskilled worker	62	37	31	13	10	10
	Farmer in individual household	48	50	21	6	17	6
	Student	62	69	19	3	6	2
	Maternity/paternity leave	56	61	30	4	5	0
	Pensioner (age or disability)	279	42	25	12	14	6
	Not employed	135	47	27	8	13	4
Economic situation of the household	Current income is enough (we put money aside)	96	56	30	5	8	0
	Current income is sufficient (but we do not put money aside)	403	51	26	11	10	3
	It's rather difficult with the current income	281	52	25	10	9	4
	It's very difficult with the current income	346	40	29	9	15	7
Studies	Gymnasium/ Middle School / Primary	137	38	36	7	9	10
	High school/general secondary school	183	54	25	5	11	5
	Specialized environments	197	45	27	12	12	4
	College	220	50	25	9	11	5
	Superior	400	49	26	12	11	2
Most commonly spoken language	Romanian	606	55	27	8	7	3
	Moldavian	296	38	28	11	15	8
	Russian	196	46	26	11	15	2
	Another	40	33	28	5	23	13
Ethnicity	Moldovan	839	48	29	9	10	4
	Romanian	120	63	19	9	5	3
	Russian	33	42	18	15	21	3
	Ukrainian	66	39	20	9	23	9
	Gagauz	33	33	33	6	24	3
	Another	34	35	38	15	9	3
Moldova's accession to the EU	Support	781	55	27	8	7	3
	Oppose	310	33	29	13	21	5

Annex 17: "In your opinion, how informed are you about the justice and anticorruption sector reform in Moldova? (one possible answer)"

% per row		N	Very knowledgeable	Rather informed	Rather uninformed	Not informed at all	DK/NR
Total		1143	4	35	42	17	1
Gender	Woman	605	3	32	47	18	1
	Man	538	6	39	36	17	1
Age	18-35 years	382	4	34	48	13	1
	36-55 years	394	4	34	40	21	0
	Over 55 years old	367	4	38	38	18	3
Region	North	312	4	33	45	16	2
	Center	310	5	37	39	17	1
	Chisinau	290	4	39	41	16	1
	South	231	4	31	42	22	1
Medium	Urban	531	4	37	41	17	0
	Rural	612	4	33	42	18	2
Occupation	Public/budgetary officer	105	3	41	43	13	0
	Leader / Manager	47	11	43	34	13	0
	Qualified specialist	155	6	38	46	8	1
	Skilled worker	149	3	33	44	19	1
	Unskilled worker	62	2	26	35	35	2
	Farmer in individual household	48	4	27	52	15	2
	Student	62	2	29	55	15	0
	Maternity/paternity leave	56	2	30	55	13	0
	Pensioner (age or disability)	279	4	37	34	22	3
Not employed	135	4	34	40	20	1	
Economic situation of the household	Current income is enough (we put money aside)	96	7	47	33	11	1
	Current income is sufficient (but we do not put money aside)	403	3	40	46	11	0
	It's rather difficult with the current income	281	4	35	46	15	1
	It's very difficult with the current income	346	5	27	37	29	3
Studies	Gymnasium/ Middle School / Primary	137	3	22	39	33	4
	High school/general secondary school	183	3	31	43	23	1
	Specialized environments	197	3	35	41	20	2
	College	220	4	35	46	15	1
	Superior	400	7	43	41	10	1
Most commonly spoken language	Romanian	606	5	42	43	11	1
	Moldavian	296	3	29	38	27	3
	Russian	196	5	27	46	21	0
	Another	40	0	28	43	28	3
Ethnicity	Moldovan	839	4	35	42	18	1
	Romanian	120	7	56	33	4	1
	Russian	33	3	45	33	18	0
	Ukrainian	66	2	24	53	20	2
	Gagauz	33	6	12	52	30	0
	Another	34	6	21	50	21	3
Moldova's accession to the EU	Support	781	5	39	41	14	1
	Oppose	310	2	29	43	25	1

Annex 18: "What are the main sources from which you learn about justice reform and anti-corruption? (multiple choice)"

% per row		N	Television	Social Media	News sites	Relatives, friends	Co-workers	Radio	Print media	Debates	Something else	DK/NR
Total		1143	57	48	35	21	14	13	11	7	3	1
Gender	Woman	605	61	49	35	20	12	11	10	7	2	1
	Man	538	53	47	36	22	16	15	12	7	4	0
Age	18-35 years	382	37	62	44	21	16	6	8	5	4	0
	36-55 years	394	57	49	39	20	15	13	10	10	4	1
	Over 55 years old	367	78	32	23	21	10	21	15	7	0	1
Region	North	312	53	46	35	16	11	13	9	6	2	2
	Center	310	67	44	31	22	14	14	11	7	5	1
	Chisinau	290	46	51	44	23	16	11	13	9	3	0
	South	231	62	51	31	23	13	15	11	7	2	0
Medium	Urban	531	51	48	40	21	15	13	12	8	4	1
	Rural	612	62	47	31	21	12	14	9	7	2	1
Occupation	Public/budgetary officer	105	53	63	42	22	28	10	17	8	2	0
	Leader / Manager	47	43	49	60	26	13	15	19	23	4	0
	Qualified specialist	155	50	55	47	26	18	10	15	13	5	1
	Skilled worker	149	54	54	38	22	22	14	11	7	3	1
	Unskilled worker	62	53	44	32	23	16	19	3	5	0	2
	Farmer in individual household	48	65	56	29	29	10	21	13	10	2	2
	Student	62	29	66	47	24	6	0	2	5	3	0
	Maternity/paternity leave	56	43	66	34	16	11	4	4	7	5	0
	Pensioner (age or disability)	279	81	27	21	18	6	20	13	5	1	1
Not employed	135	52	47	32	16	9	10	4	4	6	1	
Economic situation of the household	Current income is enough (we put money aside)	96	39	53	42	23	17	15	17	11	3	0
	Current income is sufficient (but we do not put money aside)	403	53	53	42	24	15	12	11	9	3	1
	It's rather difficult with the current income	281	62	45	37	20	14	17	14	6	4	0
	It's very difficult with the current income	346	64	43	25	16	11	11	6	5	2	2
Studies	Gymnasium/ Middle School / Primary	137	61	39	30	14	7	7	1	2	3	2
	High school/general secondary school	183	54	47	28	19	9	11	6	3	3	2
	Specialized environments	197	61	53	34	21	13	15	7	7	3	0
	College	220	61	48	30	25	14	14	12	8	1	1
	Superior	400	53	49	45	22	18	15	17	11	4	0
Most commonly spoken language	Romanian	606	58	51	40	21	14	15	13	10	4	0
	Moldavian	296	69	36	27	17	8	12	5	3	2	1
	Russian	196	41	58	39	25	19	10	12	5	3	1
	Another	40	48	40	18	28	13	15	15	3	0	3
Ethnicity	Moldovan	839	57	47	36	21	13	12	10	6	3	1
	Romanian	120	64	48	43	20	19	22	19	17	3	0
	Russian	33	45	64	30	21	18	6	12	3	3	3
	Ukrainian	66	56	48	35	24	14	17	15	5	0	2
	Gagauz	33	48	48	18	21	3	12	6	3	0	0
	Another	34	53	50	29	26	21	12	6	9	0	0
Moldova's accession to the EU	Support	781	59	47	38	22	13	14	11	9	3	0
	Oppose	310	53	50	31	20	15	12	9	5	2	2

Annex 19: "Are you for or against Moldova's accession to the European Union? (one possible answer)"

% per row		N	Definitely for	Rather for	Rather against	Definitely against	DK/NR
Total		1143	47	21	11	16	5
Gender	Woman	605	45	21	12	16	6
	Man	538	50	21	10	16	3
Age	18-35 years	382	48	24	11	13	4
	36-55 years	394	46	20	14	17	4
	Over 55 years old	367	48	19	10	17	6
Region	North	312	39	21	14	20	7
	Center	310	55	22	6	13	4
	Chisinau	290	53	23	12	9	3
	South	231	41	19	13	23	4
Medium	Urban	531	47	21	13	15	5
	Rural	612	48	22	10	16	5
Occupation	Public/budgetary officer	105	50	25	13	10	2
	Leader / Manager	47	74	11	11	2	2
	Qualified specialist	155	57	19	8	12	3
	Skilled worker	149	40	21	13	19	6
	Unskilled worker	62	32	24	16	19	8
	Farmer in individual household	48	35	23	19	15	8
	Student	62	60	29	2	10	0
	Maternity/paternity leave	56	43	27	11	16	4
	Pensioner (age or disability)	279	44	21	10	18	7
Not employed	135	44	18	15	21	3	
Economic situation of the household	Current income is enough (we put money aside)	96	63	20	4	11	2
	Current income is sufficient (but we do not put money aside)	403	58	21	8	10	3
	It's rather difficult with the current income	281	43	21	15	16	5
	It's very difficult with the current income	346	33	22	14	24	7
Studies	Gymnasium/ Middle School / Primary	137	37	18	17	20	8
	High school/general secondary school	183	46	21	9	20	4
	Specialized environments	197	38	24	12	22	5
	College	220	43	21	15	15	5
	Superior	400	58	22	8	10	3
Most commonly spoken language	Romanian	606	68	21	6	2	2
	Moldavian	296	28	22	15	26	9
	Russian	196	19	21	18	38	4
	Another	40	13	15	30	33	10
Ethnicity	Moldovan	839	49	22	11	14	4
	Romanian	120	80	16	3	0	1
	Russian	33	21	24	15	33	6
	Ukrainian	66	14	18	27	32	9
	Gagauz	33	18	18	12	45	6
Another	34	24	18	21	29	9	

Annex 20: "How important do you think justice reform is for Moldova's accession to the European Union? (one possible answer)"

% per row		N	Very important	Rather important	It's rather not important	Not important at all	DK/NR
Total		781	75	20	2	1	2
Gender	Woman	399	73	22	2	1	2
	Man	382	78	18	1	2	2
Age	18-35 years	276	71	26	2	1	0
	36-55 years	259	76	19	2	2	1
	Over 55 years old	246	78	15	0	2	4
Region	North	186	68	28	2	0	2
	Center	239	78	19	1	2	0
	Chisinau	219	81	15	2	1	1
	South	137	71	20	2	2	4
Medium	Urban	356	75	21	2	1	1
	Rural	425	75	20	1	1	2
Occupation	Public/budgetary officer	78	73	18	4	3	3
	Leader / Manager	40	88	10	3	0	0
	Qualified specialist	118	79	19	1	1	1
	Skilled worker	92	74	24	1	0	1
	Unskilled worker	35	69	29	3	0	0
	Farmer in individual household	28	79	14	0	0	7
	Student	55	67	31	0	2	0
	Maternity/paternity leave	39	72	28	0	0	0
	Pensioner (age or disability)	180	76	17	1	2	4
	Not employed	83	71	23	4	2	0
Economic situation of the household	Current income is enough (we put money aside)	79	89	9	1	0	1
	Current income is sufficient (but we do not put money aside)	318	76	21	1	1	1
	It's rather difficult with the current income	180	78	19	1	1	2
	It's very difficult with the current income	191	64	26	4	3	4
Studies	Gymnasium/ Middle School / Primary	75	72	19	4	1	4
	High school/general secondary school	123	75	20	1	2	2
	Specialized environments	121	65	28	2	4	1
	College	141	71	23	1	1	4
	Superior	317	82	16	1	0	1
Most commonly spoken language	Romanian	539	80	17	1	1	1
	Moldavian	148	62	29	3	2	4
	Russian	80	71	19	3	3	5
	Another	11	36	55	0	9	0
Ethnicity	Moldovan	595	73	23	2	1	2
	Romanian	115	91	7	2	0	0
	Russian	15	67	13	0	7	13
	Ukrainian	21	71	24	0	0	5
	Gagauz	12	58	25	0	17	0
	Another	14	57	29	7	0	7